



2018 MEDIA GUIDE





TABLE OF CONTENTS

Contact Information/Local Media	2	All-Time Highs and Lows	48
About the Lincoln Saltdogs	3	2017 American Association Final Standings	49
Haymarket Park	3	2017 American Association Team Stats	50
About Lincoln Pro Baseball	3	2017 American Association Leaders	51
About Lincoln, Nebraska	4	2017 Lincoln Saltdogs Game-by-Game Results	53
Saltdogs in MLB organizations	5	2017 Lincoln Saltdogs Team Stats	54
Media Information	6	Saltdogs Individual Game Records	55
Saltdogs Manager Bobby Brown	7	Saltdogs Team Game Records	58
Lincoln Saltdogs Coaching Staff	8	Saltdogs Individual Season Records	61
Lincoln Saltdogs 2018 Player Bios	9	Saltdogs Team Season Records	66
Front Office Staff	35	Saltdogs Individual Career Records	71
Medical Staff	38	Saltdogs Longest Hit Streaks	78
2018 Lincoln Saltdogs Schedule	39	Saltdogs All-Time Roster	79
History of the American Association	40	2018 Lincoln Saltdogs Roster/Pronunciation Guide	83
Commissioner Miles Wolff	41		
American Association Staff	42		
Roster Rules	43		
Current American Association Franchises	44		
Saltdogs All-Time Wins-Losses Breakdown	47		

*32 players signed to MLB clubs since 2011
Four former Saltdogs have reached “The Show”*

LINCOLN SALTDogs

CONTACT INFORMATION:

403 Line Drive Circle, Suite A
Lincoln, NE 68508
Main Office: (402) 474-BALL (2255)
Fax: (402) 474-2254
www.saltdogs.com
info@saltdogs.com
Press Box: (402) 434-6862
Owner: NEBCO
Lincoln Professional Baseball, LLC

VISITING TEAM HOTEL:

Graduate—Lincoln
141 N 9th St
Lincoln, NE 68508
Phone: (402) 475-4011

LOCAL NEWSPAPER:

Lincoln Journal Star
Clark Grell, Sports Editor
402-473-7320
Journalstar.com

RADIO STATIONS:

ESPN 1480
402-466-3776
ESPN1480.com

KFOR 1240
402-466-1234
KFOR1240.com

93.7 The Ticket FM
402-464-5611
TheTicketFM.com

TELEVISION STATIONS:

KLKN-TV
Brett Edwards, Sports Director
402-434-8000
www.klkntv.com

KOLN/KGIN-TV
Kevin Sjuts, Sports Director
402-467-9262
www.1011now.com



SALTDogs NICKNAME

Lincoln's professional baseball team carries a unique name that represents, in part, the history and heritage of Lincoln and the surrounding area. At the time Lincoln was being settled, salt was a precious and expensive commodity, much the same as grain or flour. As caravans of settlers moved across the plains, they stopped to buy quantities of salt as a dietary necessity, as both a seasoning and as the only way to preserve their cured meats during their travels. Emigrants and settlers alike traveled hundreds of miles to Lincoln to replenish their salt supplies. A creek found near the village of Saltillo became the most heavily traveled route along the Oregon Trail. Without a doubt, salt was a driving force behind the settlement and growth of Lincoln. The reference to "dogs" is not limited to one meaning, but rather incorporates several. It pays homage to the early settlers' relentless (and dogged) pursuit of a place to call home. It honors the native coyote and the wild canine that roamed and thrived along the Salt Creek basin. Finally, it refers to the "dog days" of summer, when the game of baseball is played on warm nights and sun-drenched afternoons.

All media, please take note: The correct presentation of the team's nickname is "Saltdogs" (all one word). Please do NOT write or type the name as "Salt Dogs," which is incorrect.

HAYMARKET PARK

Named "Best Playing Field" 17 Straight Years!

Dugouts & Bullpens: The Saltdogs dugout is on the third-base side, with opponents on the first-base side. The dugouts are recessed concrete "bunkers," mostly below ground level and well back from the field. Permanent camera wells are on the outfield side of both dugouts. Both bullpens are out of play, with chain link fences along edge of playing field. The Saltdogs bullpen is left of the third base line, while the Visitors bullpen is beyond the right field fence.

Fences & Field: The outfield fences are eight feet tall, and the upper part of fences are chain-link with a padded rail. The upper rail is the top of the fence, but colored green, not yellow. Both sides of the park have wide foul territory areas. The ballpark tarp is stored in its own wall recess on the first base side, and the recess is considered out of play.

Year Opened: 2001

Capacity: 4,500 seating (around 8,500 including berm)

Field Dimensions:

Left - 335

Left-Center - 403

Center - 395

Right-Center - 400

Right - 325

ABOUT LINCOLN PRO BASEBALL

Lincoln professional baseball is a family-oriented organization, dedicated to providing the community with an exciting product that promotes everything great about the game and safeguards the dignity of the players. Lincoln Professional Baseball is committed to fostering youth involvement with the game, and maintaining a wholesome, fun-filled environment that heightens fan anticipation about spending a memorable, affordable day at the ballpark. Lincoln Professional Baseball endeavors to always show fan respect and nurture spectator input that enhances value, enjoyment and civic pride. Additionally, player interaction with the community is encouraged to further their off-field personal and professional growth. Owned by NEBCO, Inc., the implementation of Lincoln professional baseball is a part of entertaining Nebraska, one of the cornerstones of NEBCO's mission of Building Nebraska.



ABOUT LINCOLN, NEBRASKA

Once considered part of the “Great American Desert,” Lincoln today is a flourishing oasis for business and culture. The city was founded as the village of Lancaster in 1859 by a group of prospectors hoping to build a salt industry from the basin of what is now called Salt Creek. Not long thereafter, the group turned from salt mining to agriculture, which would become the mainstay of the economy. When Nebraska gained statehood in 1867, most of Nebraska’s population lived south of the Platte River. For the “South Platters,” who had to cross the Platte to do business in the capital city of Omaha, the journey was an arduous one—so it was no surprise when they voted to move the capital seat to a location further southwest. Lancaster was renamed “Lincoln” to honor the nation’s 16th president, who had been assassinated just two years earlier.

Lincoln continues to be the seat for Nebraska’s state government today. The skyline is dominated by the State Capitol, designed by famed architect Bertram Goodhue and constructed from the same Indiana Limestone used to build the Chrysler Building in New York City. The Capitol took 10 years to build, and was later declared the Fourth Architectural Wonder of the World by American Institute of Architects. To this day, the Capitol is home to the Nebraska Unicameral, the only one-house, nonpartisan governing body in the United States.

GENERAL STATISTICS

Location:

Southeast Nebraska
46° N. latitude, 96° W. longitude

Population:

approx. 275,000

Annual Rainfall:

28.95 inches

Altitude:

1,175 feet

Average High:

35°F in January; 89°F in July

Average Low:

14°F in January; 66°F in July

Cost of Living:

Consistently below the national average

Area:

More than 75 square miles

Major Industries: Service/Trade, Manufacturing, Government, Technology, Insurance, Pharmaceutical

Largest Employers: (Public) State Government, University of Nebraska, Lincoln Public Schools; (Private) Bryan Health, Burlington Northern Railroad, Duncan Aviation

Did you know...

-Aviator Charles Lindbergh learned to fly in Lincoln. He took lessons at Lincoln Airplane and Flying School, located where Lincoln Memorial Park is today.

-Nebraska’s Capitol is the second tallest state capitol building standing at 400 feet tall (Louisiana is tallest). The structure is topped by “The Sower,” a statue “sowing the seeds of life” across the state.

- Talk Show Host Dick Cavett graduated from Lincoln High School.

-Entertainer Johnny Carson attended the University of Nebraska -Lincoln.

-With a capacity of 90,000, Memorial Stadium is the 13th largest college football stadium in the country. When full, it is the third largest city in the state of Nebraska.





SALTDogs TO MLB SYSTEMS

Tim Adleman—Cincinnati Reds^

- Vance Albitz — St. Louis Cardinals
- Luis Apodaca – Colorado Rockies
- Joe Bisenius—Atlanta Braves
- Vince Bongiovanni — Toronto Blue Jays
- Eric Brooks—Arizona Diamondbacks
- Tim Brown – Philadelphia Phillies
- Josh Burrus – Detroit Tigers
- Humberto Cardenas – Colorado Rockies
- Ryan Carpenter+—Colorado Rockies
- Daniel Carroll—Atlanta Braves
- Angel Castro* – Philadelphia Phillies
- Luis Chirinos—Los Angeles Dodgers
- Jacob Condra-Bogan—Kansas City Royals
- Anthony Contreras – San Diego Padres
- Clayton Cook—Texas Rangers
- Casey Crosby—Minnesota Twins
- Chris Cullen – Pittsburgh Pirates
- Dustin Delucchi – Seattle Mariners
- Gavin Dickey – Atlanta Braves
- Darren Dorskocil – Chicago Cubs
- Clay Eason – Chicago White Sox
- Byron Embry – Kansas City Royals
- Blake Gailen — Los Angeles Angels
- Jarrett Gardner – San Diego Padres
- Jose Gil—New York Yankees

- +Made MLB debut with Detroit April 1, 2018
- *Made MLB debut with Oakland May 9, 2015
- ^Made MLB debut with Cincinnati May 1, 2016
- #Made MLB debut with Seattle April 8, 2009

- Maikol Gonzalez—Los Angeles Angels
- Carlos Guevara—San Diego Padres
- Lindsay Gulin—Milwaukee Brewers
- Jeff Howell — Boston Red Sox
- Christian Ibarra—Minnesota Twins
- Chris Jakubauskas #– Seattle Mariners, PIT, BAL**
- Jason Jarvis – San Francisco Giants
- Albenis Machado – Baltimore Orioles
- Shairon Martis—Baltimore Orioles
- Brian McAfee—Seattle Mariners
- Shawn McGill – Chicago Cubs, Atlanta Braves
- Eddie McKiernan—Arizona Diamondbacks
- Chris McMurray—Arizona Diamondbacks
- Sean O’Connell—Chicago White Sox
- Tommy Palica — Philadelphia Phillies
- Cesilio Pimentel—Arizona Diamondbacks
- David Quinowski—Baltimore Orioles
- Dennis Raben—Kansas City Royals
- Josh Roeder—Miami Marlins
- Joe Robbins—Arizona Diamondbacks
- E.J. Shanks – Milwaukee Brewers
- Brandon Sinnery—Arizona Diamondbacks
- Curt Smith—St. Louis Cardinals
- Ryan Smith – Chicago White Sox
- Gabe Suarez – Baltimore Orioles
- Kevin Sullivan – Chicago Cubs, Colorado Rockies
- Travis Teeter – Milwaukee Brewers
- Ryan Trytten – San Diego Padres
- Dustin Yount – Los Angeles Dodgers



RHP Clayton Cook
Signed by the Texas Rangers on July 29, 2016
←
Currently with Double-A Frisco RoughRiders

LHP Casey Crosby
Signed by the Minnesota Twins on October 11, 2017
→
Currently with Triple-A Rochester Red Wings





MEDIA INFORMATION

<u>Batting Practice Schedule</u>	<u>1:05 Games</u>	<u>6:45/7:05 Games</u>
Saltdogs Hit	until 11:10	until 4:50
Visitors Hit	11:10-11:55	4:50-5:35
Field Preparation	11:55-12:55	5:35-6:35
Umpires Meeting	12:55	6:35/6:55
National Anthem	1:00	6:40/7:00
First Pitch	1:05	6:45/7:05

Admission to Haymarket Park: Media members must show credentials at the gate. The press gate opens two hours prior to game time. Admittance is permitted only to working media members showing credentials issued by the Lincoln Saltdogs. Parking passes are also available to media members.

To Obtain Credentials: Contact Saltdogs Director of Broadcasting and Communications Michael Shively at michaels@saltdogs.com, or at (402) 432-3512. Credentials will be issued to legitimate news-gathering agencies and are non-transferable.

Press Meal: The buffet in the press box is available at no cost to credentialed working media. Cups are set out and a water jug is set out for press. We request that media do not eat from the buffet located behind the radio booth in the Diamond View Lounge.

Photographers: Photographers will work from assigned locations during games.

Access to the Field: Media are permitted on the field during pregame practice. Media, for safety purposes, must leave the field once the batting cage is removed. Dugouts are to be cleared one-half hour prior to all games.

Postgame Interviews: Postgame interviews with Lincoln Saltdogs players and coaches will be conducted in an informal manner on the field following each game.

Game Notes: Statistics and game notes, for both teams, will be available in the press box prior to games. Box scores will be available in the press box immediately after the game. Updated results, statistics and game stories are available 24 hours a day on the Saltdogs website, www.saltdogs.com. Game Notes and other materials can be emailed by request.

Internet Access: Wifi network: HomerGuest; pass: saltdogs17

Radio Broadcast/online TV Michael Shively is in his second season as the Saltdogs play-by-play broadcaster. All 100 games, home and away, plus all playoff games will be heard on KLMS 1480 AM, with matinee weekday day games streaming online only on <http://www.espn1480.com/>. The Lincoln Saltdogs and KFOR first signed a radio broadcasting rights agreement in May 2000, which was extended three times and ran through 2016. The Saltdogs reached an agreement with Alpha Media Group to switch to KFOR sister station KLMS starting in the 2017 season. Broadcasts can also be heard worldwide on the internet via the Saltdogs website, at www.saltdogs.com. All home games will be telecast online at www.AmericanAssociationBaseball.TV.





SALTDogs COACHING STAFF

#27 BOBBY BROWN, MANAGER—3rd season

Bobby Brown returns for his third season at the helm of the Lincoln Saltdogs.

Brown guided the 'Dogs to an 18-game turnaround in his first year in the capital city. He turned the team's 2015 record of 34-66 into 52-48 in '16. The Saltdogs finished the season three games short of making the playoffs.

The Saltdogs continued to improve in Brown's second season, posting a 58-41 record and winning the Central Division title. He was crowned American Association Manager of the Year for guiding the 'Dogs to their second-most wins in franchise history. The team reached many milestones in 2017, including setting a league-record with a .982 fielding percentage and winning 12-straight home games twice during the season.

Before the Saltdogs, Brown was the manager of the Amarillo Thunderheads. Under his leadership, Amarillo sold five players to MLB organization from 2013-15, with two of them reaching the big leagues.



David Peralta hit .352 in 42 games for Brown's Amarillo club in 2013 before being signed by the Arizona Diamondbacks. Less than one year later, Peralta reached "The Show," where he hit .286 with eight home runs and nine triples in 88 games.

Brown led Amarillo to a 52-48 season in 2013, and a 134-165 record overall in three years as manager.

"We are looking forward to Bobby's return for his third season in Lincoln along with last year's coaching staff to make a run at the 2018 American Association Championship," Saltdogs President/GM Charlie Meyer said.

A San Luis Obispo, Calif. native, Brown managed Abilene of the North American League in 2012 and was the hitting coach for San Angelo in 2011. Brown played professionally for eight seasons, spending 1997 in the Kansas City Royals organization, and played collegiately at the University of Oklahoma.

Brown is the seventh manager in franchise history.




SALTDogs COACHING STAFF

#38 DAN REICHERT, PITCHING COACH—5th season

2018 will be Reichert's fifth season (2013-14, 2016-present) as pitching coach for Lincoln. California-native is a former first round draft pick out of University of the Pacific and pitched five seasons in Major League Baseball for the Royals and Blue Jays. Reichert played for the Salt-dogs in 2007, going 7-5 with a 4.50 ERA.

Reichert grew up in Turlock, Calif. but has made Lincoln his home since 2007. The right-hander played professionally for 14 seasons, including five years at the Big League level and 2011 in the Chinese Professional Baseball League. He played his final season in 2012 for Southern Maryland of the Atlantic League.



Reichert helped coach Lindsey Caughel to the Pitcher of the Year award in 2016. The righty led the league with a 2.11 ERA and ranked second with 120 strikeouts.

Saltdogs hurlers dominated the league in 2017. The pitching staff compiled a 3.45 ERA, the best in the league and the lowest in franchise history. Three pitchers had their contracts purchased by MLB franchises in 2017.

"I've learned so many great things over the course of my playing career," Reichert said. "Now it's about passing on life lessons to the next generation while playing the game of baseball. I've really enjoyed mentoring the younger pitchers during my later playing days

#26 TOM CARCIONE, HITTING COACH— 3rd season

The Saltdogs bring back 10-year professional player and 15-year coaching veteran Tom Carcione ("car-see-OWN) as the team's hitting coach in 2018.

The Saltdogs hitters have enjoyed solid success in Carcione's two seasons in Lincoln. The 'Dogs improved from a .254 batting average before he arrived, to .262 his first season, to .270 his second season. The Saltdogs smacked 97 home runs in 2017.

Carcione played 10 seasons as a catcher and corner infielder after being selected by the Oakland Athletics in the 10th round of the 1988 MLB draft out of Texas A&M, reaching as high as Double-A. After wrapping his playing career with the Sioux City Explorers in 1998, Carcione was hired as an assistant coach for the Fargo-Moorhead RedHawks in 1999 and has been coaching ever since.



The Chicago-native most recently served as Director of Baseball Operations at Northern Illinois University in 2015.

Carcione spent two seasons as pitching coach for Sioux City in 2006-07 and handled managerial duties for the Ottawa Rapidz (Can-Am League) in 2009.



PLAYER BIOGRAPHIES

#3 J.R. BUNDA - RHP

Ht.: 6-0 **Wt.:** 185
Bats: R **Throws:** R
Home: **Wahiawa, HI**
College: **University of Portland**
DOB: **December 3, 1990**



Profile: J.R. Bunda returns to Lincoln for his third season with the Salt-dogs in 2018. He originally signed with the Saltdogs on August 15, 2016 and pitched in nine games before being re-signing for each of the next two seasons.

Bunda has considerable sports and life experience. He pitched for the Philippines in the 2016 World Baseball Classic Qualifying Rounds, started on a state championship football team in high school, and survived a sudden cardiac arrest in college that required paramedics to revive him.

The Hawaiian led the Saltdogs in wins in 2017 despite not making a start. He went 10-1 over 41 appearances while striking out 40 batters and registering a 2.49 ERA. Bunda was particularly dominant in the middle of the season. He wasn't charged with an earned run between May 28th and August 26th, a stretch that saw him toss 28 innings. He was awarded the team's Rookie of the Year award at the end of the season.

Bunda provided quality middle relief down the stretch of the 2016 Saltdogs season, compiling a 2.31 ERA over 11.2 innings. The righty gave up just nine hits and three runs while facing 43 batters. He struck out eight compared to just three walks. Bunda tallied a 3-1 record and held opponents to a .225 batting average.

Bunda played for the Philippines national team in the 2015 World Baseball Classic qualifying rounds. The 27 year-old got the nod to start the first qualifying game. He pitched 2.1 innings before being pulled with a right elbow strain.

College/Personal: Bunda spent five years playing for the Portland Pilots of the West Coast Conference. He was a mainstay in the Pilots' bullpen, appearing in 74 games over his five seasons (took a medical redshirt after nine games in '13). He compiled a 3-3 record and a 4.72 ERA during his stay in Oregon. Bunda was a Communications major.

Bunda was a two-sport star at Ioloani High School in Honolulu. He hit .450 with four home runs and 24 RBIs as a senior in addition to earning all-league honors as a pitcher.


Year	Age	AgeDif	Tm	Lg	Lev	Aff	W	L	W-L%	ERA	RAvg	G	GS	GF	CG	SHO	SV	IP	H	R	ER	HR	BB	IBB	SO	HBP	BK	WP	BF	WHIP	H9	HR9	BB9	SO9	SO/W
2015	24	-1.4	San Rafael	PACA	Ind		2	1	.667	2.95	2.95	3	3	0	0	0	0	18.1	13	6	6	1	7	0	23	1	0	1	74	1.091	6.4	0.5	3.4	11.3	3.29
2016	25	-0.7	2 Teams	2 Lgs	Ind		11	3	.786	2.22	2.62	36	0	24	0	0	11	44.2	34	13	11	1	11	0	46	3	0	1	175	1.007	6.9	0.2	2.2	9.3	4.18
2016	25	-1.1	Lincoln	AA	Ind		3	1	.750	2.31	2.31	9	0	1	0	0	0	11.2	9	3	3	0	3	0	8	0	0	1	43	1.029	6.9	0.0	2.3	6.2	2.67
2016	25	-0.5	San Rafael	PACA	Ind		8	2	.800	2.18	2.73	27	0	23	0	0	11	33.0	25	10	8	1	8	0	38	3	0	0	132	1.000	6.8	0.3	2.2	10.4	4.75
2017	26	-0.4	Lincoln	AA	Ind		10	1	.909	2.49	2.49	41	0	11	0	0	1	50.2	38	14	14	1	15	4	40	5	0	3	198	1.046	6.8	0.2	2.7	7.1	2.67
All Levels (3 Seasons)							23	5	.821	2.45	2.61	80	3	35	0	0	12	113.2	85	33	31	3	33	4	109	9	0	5	447	1.038	6.7	0.2	2.6	8.6	3.30



PLAYER BIOGRAPHIES

#21 DEREK GORDON - RHP

Ht.: 6-5 Wt.: 230
 Bats: R Throws: R
 Home: Kansas City, MO
 College: Park University
 DOB: June 14, 1991



Profile: Signed by the Saltdogs April 5, 2017... Re-signed for 2018... Gordon, a Lincoln native and Southeast HS alum, spent the last two years in the Royals organization. He is the younger brother of three-time MLB All-Star and four-time Gold Glove winner Alex Gordon.

Gordon anchored the Saltdogs' rotation in 2017. He went 9-4 with a 3.46 ERA in 19 appearances last season. He was an 'iron man' who posted three complete games including one shutout. He earned one American Association Pitcher of the Week Award and was the league's Pitcher of the Month for July. The right-hander was 5-0 with a 1.54 ERA over six starts in July. The team won eight straight games in which Gordon started, from June 27-August 5th.

Gordon was named the Saltdogs Pitcher of the Year in 2017.

The 6-foot-5, 26-year old hurler went 2-2 with a 4.38 ERA in 34 games for Class-A Advanced Wilmington (Del.) last year, notching seven saves with 83 strikeouts in 76 innings.

In 2015 for the Royals' rookie affiliate in Idaho Falls, Gordon posted a 3.47 ERA in 13 starts. He earned MiLB.com's "Pitcher of the Postseason" in the Pioneer League, winning both of his playoff starts and striking out a career-high 10 in his Championship Series outing.

Gordon began his professional career with the Kansas City T-Bones in 2014. He burst onto the scene by throwing a four-hit complete game shutout in his first start.

College/Personal: Gordon pitched collegiately for Park University in Parkville, Missouri. He excelled for the Pirates, setting the school record for career strikeouts (172) and innings pitched (212). In four seasons he compiled a 24-8 record with a 3.35 ERA across 35 starts. The youngest Gordon showed impressive longevity, tallying 12 complete games and two shutouts. He earned all-conference honors all four years.

In addition to following older brother Alex's footsteps in professional baseball, another Gordon, older brother Brett, played for Park from 2007-2009.

Year	Age	AgeDif	Tm	Lg	Lev	Aff	W	L	W-L%	ERA	RAvg	G	GS	GF	CG	SHO	SV	IP	H	R	ER	HR	BB	IBB	SO	HBP	BK	WP	BF	WHIP	H9	HR9	BB9	SO9	SO/W
2014	23	-3.3	Kansas City	AA	Ind		1	1	.500	6.49	6.49	14	4	1	1	1	0	26.1	28	19	19	0	23	0	12	1	0	2	128	1.937	9.6	0.0	7.9	4.1	0.52
2015	24	2.8	Idaho Falls	PION	Rk	KCR	2	3	.400	3.47	4.24	13	13	0	0	0	0	70.0	73	33	27	8	18	0	65	3	3	4	293	1.300	9.4	1.0	2.3	8.4	3.61
2016	25	2.1	Wilmington	CARL	A+	KCR	2	2	.500	4.38	4.62	34	6	16	0	0	7	76.0	73	39	37	9	26	0	83	1	0	7	321	1.303	8.6	1.1	3.1	9.8	3.19
2017	26	-0.4	Lincoln	AA	Ind		9	4	.692	3.46	3.62	19	17	0	3	1	0	114.1	96	46	44	10	44	1	97	3	0	7	477	1.224	7.6	0.8	3.5	7.6	2.20
Minors (2 seasons)					Minors		4	5	.444	3.95	4.44	47	19	16	0	0	7	146.0	146	72	64	17	44	0	148	4	3	11	614	1.301	9.0	1.0	2.7	9.1	3.36
Other (2 seasons)					Other		10	5	.667	4.03	4.16	33	21	1	4	2	0	140.2	124	65	63	10	67	1	109	4	0	9	605	1.358	7.9	0.6	4.3	7.0	1.63
All Levels (4 Seasons)							14	10	.583	3.99	4.30	80	40	17	4	2	7	286.2	270	137	127	27	111	1	257	8	3	20	1219	1.329	8.5	0.8	3.5	8.1	2.32



PLAYER BIOGRAPHIES

#24 TYLER HERRON - RHP

Ht.: 6-3 **Wt.:** 210
Bats: R **Throws:** R
Home: Melbourne, FL
College: N/A
DOB: August 5, 1986



Profile: The Saltdogs acquired right-handed pitcher Tyler Herron in a trade with Fargo-Moorhead on January 30, 2018.

Veteran Tyler Herron comes to Lincoln after becoming one of the league's most dominant players while with the Fargo-Moorhead RedHawks. He started last season with Triple-A Quintana Roo in the Mexican League before joining the RedHawks in late June. In Fargo, he was 9-3 with a 2.92 ERA over 15 starts including three complete games.

Herron started 2016 with the RedHawks. He was nearly perfect, going 5-1 with a league-best 0.80 ERA over seven starts. He tossed two complete game shutouts before having his contract purchased by the New York Mets organization. In 56 innings he had allowed just five runs on 31 hits while holding opponents to a miniscule .161 batting average. In Double-A and Triple-A with the Mets he was 3-6 with a 5.94 ERA.

He was an All-Star with Fargo-Moorhead in 2012, compiling a 12-3 record with a 3.29 ERA in 123 innings pitched. The outstanding season caught the attention of the Nationals, who signed him for 2014. Herron split time between Double-A and Triple-A and collected a 4-2 record with a 3.08 ERA.

Herron started his career with the Cardinals' organization. He spent parts of five seasons with them and worked his way up as high as Double-A.

College/Personal: Herron played for Team Israel in the 2017 World Baseball Classic.

Herron was drafted in the first round with the 46th pick of the 2005 MLB Draft. As a senior in high school in Wellington, Florida, Herron led the nation with a 0.25 ERA and struck out 81 batters over 57 innings pitched.

Year	Age	AgeDiff	Tm	Lg	Lev	Aff	W	L	W-L%	ERA	RAvg	G	GS	GF	CG	SHO	SV	IP	H	R	ER	HR	BB	IBB	SO	HBP	BK	WP	BF	WHIP	H9	HR9	BB9	SO9	SO/W
Minors (8 seasons)																																			
Foreign (6 seasons)																																			
Other (6 seasons)																																			
All Levels (12 Seasons)																																			



PLAYER BIOGRAPHIES

#15 CHRISTIAN IBARRA - IF

Ht.: 5-7 Wt.: 185
 Bats: R Throws: R
 Home: La Puente, CA
 College: LSU
 DOB: September 10, 1992



Profile: Christian Ibarra was acquired by the Saltdogs in a trade with Windy City on November 11, 2015 and was re-signed by the Saltdogs on April 4, 2017 after a stint with the Minnesota Twins. He returns for his third season in Lincoln in 2018.

Ibarra rejoins the Saltdogs after manning the left side of the infield for much of the 2017 season. He hit .243 with seven home runs and 37 RBIs for the 'Dogs. The LSU-product was a crucial bat for Lincoln in the postseason. He was 4-14 with a homer and two RBIs in the 'Dogs series against Winnipeg.

Ibarra helped the 'Dogs to a hot start in 2016 by ranking third in the American Association in batting, tied-third in home runs, tied-third in doubles and third in slugging percentage in his 19 games. He hit a blistering .371 and hit five home runs in 70 at bats.

After his contract was bought by the Twins, Ibarra split time between Single-A affiliate Cedar Rapids and High Level-A Fort Myers. He combined to hit .240 with a .335 OBP while 16 extra-base hits in 204 at bats.

Ibarra played his first professional season in 2015 for the Amarillo Thunderheads in the American Association. He hit .278 with a .387 OBP over 58 games for Amarillo.

College/Personal: Ibarra starred for SEC powerhouse LSU in college. He joined the Tigers as a junior and earned First-Team All-SEC, SEC All-Defensive Team and SEC All-Tournament Team honors in his 2013 season. That year he started 65 games and hit .305 with 17 doubles, six homers, 39 RBI and 34 runs. The 2013 Tigers team made the College World Series.

Ibarra struggled as a senior, hitting .238, but was solid in the team's Regional games, going 5-15 with three runs.

Ibarra began collegiate career at Rio Hondo College (Whittier, Calif.) where he hit .396 with 20 doubles and 50 RBIs as a sophomore.

Year	Age	AgeDif	Tm	Lg	Lev	Aff	G	PA	AB	R	H	2B	3B	HR	RBI	SB	CS	BB	SO	BA	OBP	SLG	OPS	TB	GDP	HBP	SH	SF	IBB		
2015	22	-4.6	Amarillo	AA	Ind		58	223	187	30	52	9	1	8	22	1	1	30	34	.278	.387	.465	.853	87		4	1	1	0		
2016	23	1.0	2 Teams	2 Lgs	A-A+	MIN	56	233	204	26	49	11	2	3	22	0	0	26	35	.240	.335	.358	.693	73	4	3	0	0	0		
2016	23	0.3	Fort Myers	FLOR	A+	MIN	21	86	79	9	16	5	1	1	9	0	0	6	12	.203	.267	.329	.597	26	2	1	0	0	0		
2016	23	1.4	Cedar Rapids	MIDW	A	MIN	35	147	125	17	33	6	1	2	13	0	0	20	23	.264	.374	.376	.750	47	2	2	0	0	0		
2016	23	-3.4	Lincoln	AA	Ind		19	84	70	15	26	8	0	5	13	0	0	13	13	.371	.476	.700	1.176	49		1	0	0	0		
2017	24	-2.4	Lincoln	AA	Ind		84	362	304	46	74	12	0	7	37	2	2	47	64	.243	.354	.352	.706	107		7	0	4	0		
Minors (1 season)																															
Other (3 seasons)																															
All Levels (3 Seasons)																															
							161	669	561	91	152	29	1	20	72	3	3	90	111	.271	.380	.433	.813	243	12	1	5	0			
							217	902	765	117	201	40	3	23	94	3	3	116	146	.263	.368	.413	.782	316	15	1	5	0			



PLAYER BIOGRAPHIES

#11 BRANDON JACOBS - OF

Ht.: 6-1 Wt.: 225
 Bats: R Throws: R
 Home: Atlanta, GA
 College: N/A
 DOB: December 8, 1990



Profile: Outfielder Brandon Jacobs was acquired by the Saltdogs in a trade with Traverse City of the Frontier League on May 3, 2016. He returned to Lincoln in 2017 and '18.

The former Red Sox farmhand was an 'iron man' for the Saltdogs in 2017. He played in 97 of the team's 100 regular season games and batted .249. He hit 17 doubles and finished second on the team with 12 home runs. He was a streaky player, working a 13-game hit streak and a 29-game on-base streak during the season. He had one of his best games in the team's only playoffs-win, going 3-5 with a double and a homer while recording seven RBIs against Winnipeg on September 7th.

Jacobs hit .280 with 34 RBIs in '16. He played in the third most games (86) on the team, tied for second in doubles (15), led the team in triples (2) and was third in home runs (11). However, he did lead the team in strikeouts with 73. Jacobs committed just two errors in 86 games.

In his eight year career, Jacobs has hit .265 with a .341 OBP and 95 home runs. His best year was in 2011 when stole career-high 30 bases for Greenville in 2011... also whacked 17 home runs with a career-high 80 RBI... earned South Atlantic League All-Star and MiLB.com Red Sox Organization All-Star honors in 2011... rated as top 50 prospect by Baseball Prospectus prior to 2012 season

College/Personal: Jacobs was recruited as a running back by Auburn University but elected to pass on the scholarship after he was selected by the Boston Red Sox in the 10th round of the 2009 MLB draft out of Parkview High (Lilburn, Ga.)

Year	Age	AgeDif	Tm	Lg	Lev	Aff	G	PA	AB	R	H	2B	3B	HR	RBI	SB	CS	BB	SO	BA	OBP	SLG	OPS	TB	GDP	HBP	SH	SF	IBB					
2009	18	-1.6	Red Sox	GULF	Rk	BOS	8	27	24	1	6	2	0	0	0	0	0	2	8	.250	.333	.333	.667	8	0	1	0	0	0					
2010	19	-2.1	Lowell	NYPL	A-	BOS	64	263	236	30	57	18	2	6	31	4	1	21	59	.242	.308	.411	.719	97	3	3	0	3	0					
2011	20	-1.4	Greenville	SALL	A	BOS	115	502	442	75	134	32	3	17	80	30	7	43	123	.303	.376	.505	.881	223	7	12	0	5	5					
2012	21	-1.6	Salem	CARL	A+	BOS	114	487	437	62	110	30	0	13	61	17	9	39	128	.252	.322	.410	.732	179	8	8	0	3	2					
2013	22	-1.3	3 Teams	3 Lgs	A+-AA	BOS-CHW	127	519	455	59	111	33	1	13	66	12	7	44	140	.244	.320	.407	.727	185	12	11	1	8	1					
2013	22	-2.2	Birmingham	SOUL	AA	CHW	43	176	156	13	37	8	0	2	22	2	3	11	50	.237	.291	.327	.618	51	4	3	1	5	0					
2013	22	-2.4	Portland	EL	AA	BOS	3	8	8	2	3	1	1	0	0	0	0	0	2	.375	.375	.750	1.125	6	0	0	0	0	0					
2013	22	-0.8	Salem	CARL	A+	BOS	81	335	291	44	71	24	0	11	44	10	4	33	88	.244	.334	.440	.774	128	8	8	0	3	1					
2013	22	-0.4	Glendale	AZFL	Fel		13	51	43	12	11	5	0	2	5	0	0	5	16	.256	.373	.512	.884	22	0	3	0	0	0					
2014	23	0.2	Visalia	CALL	A+	ARI	89	347	310	42	65	10	2	16	36	3	3	30	111	.210	.291	.410	.701	127	6	6	0	1	0					
2015	24	-0.6	Traverse City	FRON	Ind		93	368	316	57	101	21	1	17	54	7	1	45	75	.320	.405	.554	.959	175		3	0	4	3					
2016	25	-1.4	Lincoln	AA	Ind		86	343	304	43	85	15	2	11	34	4	1	31	73	.280	.353	.451	.803	137		5	0	3	1					
2017	26	-0.4	Lincoln	AA	Ind		97	423	373	51	93	17	1	12	49	8	1	45	82	.249	.333	.397	.730	148		3	0	2	2					
Year	Age	AgeDif	Tm	Lg	Lev	Aff	G	PA	AB	R	H	2B	3B	HR	RBI	SB	CS	BB	SO	BA	OBP	SLG	OPS	TB	GDP	HBP	SH	SF	IBB					
Minors (6 seasons)																																		
Other (4 seasons)																																		
All Levels (9 Seasons)																																		
AA (1 season)																																		
A+ (3 seasons)																																		
Ind (3 seasons)																																		



PLAYER BIOGRAPHIES

#27 JOSE JOSE - RHP

Ht.: 6-2 Wt.: 215
 Bats: R Throws: R
 Home: Bronx, NY
 College: N/A
 DOB: July 21, 1990



Profile: The Saltdogs acquired left-handed pitcher Jose Jose in a trade with the Kansas City T-Bones on February 16, 2018.

Jose spent parts of seven seasons in affiliated ball with the D-Backs and Marlins organizations. His most intriguing season was in 2015 when he pitched for five different teams at four different levels of the minor leagues. He peaked at Triple-A New Orleans where he pitched one perfect inning.

In his career with the D-Backs and Marlins organizations he went 9-17 with a 3.13 ERA over 157 appearances. Remarkably, he gave up just 11 home runs over seven seasons and compiled an outstanding K/9 of 10.7.

Jose pitched for the Can-Am League's New Jersey Jackals in 2016-17. Combined, he made 42 appearances and posted a 2.37 ERA with five saves. He struck out 69 batters over 57 innings pitched.

College/Personal: Jose Jose is from Santo Domingo, Dominican Republic.

Year	Age	AgeDif	Tm	Lg	Lev	Aff	W	L	W-L%	ERA	RAvg	G	GS	GF	CG	SHO	SV	IP	H	R	ER	HR	BB	IBB	SO	HBP	BK	WP	BF	WHIP	H9	HR9	BB9	SO9	SO/W
2010	19	0.1	Diamondbacks	DOSL	FRk	ARI	2	2	.500	2.50	4.54	17	2	6	0	0	1	39.2	30	20	11	0	26	0	37	4	1	3	182	1.412	6.8	0.0	5.9	8.4	1.42
2011	20	1.1	Diamondbacks	DOSL	FRk	ARI	2	3	.400	2.41	4.82	16	0	4	0	0	0	37.1	30	20	10	0	18	0	48	1	0	4	163	1.286	7.2	0.0	4.3	11.6	2.67
2012	21	-0.3	Yakima	NORW	A-	ARI	2	3	.400	1.65	3.03	24	0	8	0	0	0	32.2	15	11	6	1	21	0	37	1	0	3	137	1.102	4.1	0.3	5.8	10.2	1.76
2013	22	0.3	3 Teams	3 Lgs	A-A--Rk	ARI	0	1	.000	3.57	3.97	23	0	14	0	0	9	22.2	21	10	9	2	12	0	27	3	0	0	100	1.456	8.3	0.8	4.8	10.7	2.25
2013	22	0.2	South Bend	MIDW	A	ARI	0	1	.000	5.28	5.87	16	0	9	0	0	5	15.1	19	10	9	2	7	0	15	3	0	0	71	1.696	11.2	1.2	4.1	8.8	2.14
2013	22	0.6	Hillsboro	NORW	A-	ARI	0	0	.000	0.00	0.00	6	0	4	0	0	3	6.1	1	0	0	0	5	0	10	0	0	0	25	0.947	1.4	0.0	7.1	14.2	2.00
2013	22	1.0	Missoula	PION	Rk	ARI	0	0	.000	0.00	0.00	1	0	1	0	0	1	1.0	1	0	0	0	0	0	2	0	0	0	4	1.000	9.0	0.0	0.0	18.0	
2013-14	22	-6.9	Licev	DOWL	FgW		1	0	1.000	0.00	0.00	1	0	0	0	0	0	2.0	1	0	0	0	1	1	2	0	0	0	8	1.000	4.5	0.0	4.5	9.0	2.00
2014	23	1.1	South Bend	MIDW	A	ARI	1	1	.500	2.58	3.18	38	0	12	0	0	0	45.1	28	16	13	2	17	2	51	1	0	2	179	0.993	5.6	0.4	3.4	10.1	3.00
2014-15	23	-5.2	Licev	DOWL	FgW		0	0	.000	13.50	13.50	2	0	0	0	0	0	1.1	2	2	2	1	0	0	1	0	0	1	6	1.500	13.5	6.8	0.0	6.8	
2015	24	1.3	5 Teams	5 Lgs	A+-Rk-AA-AAA	ARI-MIA	1	3	.250	1.32	1.85	24	1	7	0	0	1	34.0	26	7	5	1	5	0	51	0	1	0	129	0.912	6.9	0.3	1.3	13.5	10.20
2015	24	-2.8	New Orleans	PCL	AAA	MIA	0	0	.000	0.00	0.00	1	0	0	0	0	0	1.0	0	0	0	0	0	0	0	0	0	0	3	0.000	0.0	0.0	0.0	0.0	
2015	24	-0.3	Jacksonville	SQUL	AA	MIA	0	0	.000	1.80	1.80	2	1	0	0	0	0	5.0	4	1	1	0	0	0	9	0	1	0	19	0.800	7.2	0.0	0.0	16.2	
2015	24	1.1	Jupiter	FLOR	A+	MIA	1	0	1.000	0.00	0.00	6	0	2	0	0	1	9.2	4	0	0	0	1	0	17	0	0	0	32	0.517	3.7	0.0	0.9	15.8	17.00
2015	24	0.8	Visalia	CALL	A+	ARI	0	1	.000	1.74	1.74	9	0	4	0	0	0	10.1	10	2	2	0	2	0	14	0	0	0	42	1.161	8.7	0.0	1.7	12.2	7.00
2015	24	3.5	Diamondbacks	ARIZ	Rk	ARI	0	2	.000	2.25	4.50	6	0	1	0	0	0	8.0	8	4	2	1	2	0	11	0	0	0	33	1.250	9.0	1.1	2.3	12.4	5.50
2016	25	0.8	2 Teams	2 Lgs	AA-A+	MIA	1	4	.200	12.54	12.54	15	0	4	0	0	0	18.2	29	26	26	5	7	1	23	2	1	2	94	1.929	14.0	2.4	3.4	11.1	3.29
2016	25	0.7	Jacksonville	SQUL	AA	MIA	1	3	.250	9.37	9.37	13	0	4	0	0	0	16.1	20	17	17	5	5	0	22	1	0	0	75	1.531	11.0	2.8	2.8	12.1	4.40
2016	25	1.9	Jupiter	FLOR	A+	MIA	0	1	.000	34.71	34.71	2	0	0	0	0	0	2.1	9	9	9	0	2	1	1	1	1	2	19	4.714	34.7	0.0	7.7	3.9	0.50
2016-17	25	-3.5	Licev	DOWL	FgW		1	0	1.000	13.50	13.50	1	0	0	0	0	0	0.2	2	1	1	1	0	0	0	0	0	0	4	3.000	27.0	13.5	0.0	0.0	
2016	25	-1.3	New Jersey	CAMA	Ind		2	2	.500	2.43	2.43	21	0	8	0	0	5	29.2	18	8	8	3	9	0	38	3	0	2	122	0.910	5.5	0.9	2.7	11.5	4.22
2017	26	-0.2	New Jersey	CAMA	Ind		0	4	.000	2.30	3.29	21	0	5	0	0	0	27.1	29	10	7	2	4	0	31	1	1	1	115	1.207	9.5	0.7	1.3	10.2	7.75
Year	Age	AgeDif	Tm	Lg	Lev	Aff	W	L	W-L%	ERA	RAvg	G	GS	GF	CG	SHO	SV	IP	H	R	ER	HR	BB	IBB	SO	HBP	BK	WP	BF	WHIP	H9	HR9	BB9	SO9	SO/W
Minors (7 seasons)					Minors		9	17	.346	3.13	4.30	157	3	55	0	0	11	230.1	179	110	80	11	106	3	274	12	3	14	984	1.237	7.0	0.4	4.1	10.7	2.58
Foreign (3 seasons)					Foreign		2	0	1.000	6.75	6.75	4	0	0	0	0	0	4.0	5	3	3	2	1	1	3	0	0	1	18	1.500	11.3	4.5	2.3	6.8	3.00
Other (2 seasons)					Other		2	6	.250	2.37	2.84	42	0	13	0	0	5	57.0	47	18	15	5	13	0	69	4	1	3	237	1.053	7.4	0.8	2.1	10.9	5.31
All Levels (8 Seas...)							13	23	.361	3.03	4.05	203	3	68	0	0	16	291.1	231	131	98	18	120	4	346	16	4	18	1239	1.205	7.1	0.6	3.7	10.7	2.88



PLAYER BIOGRAPHIES

#5 L.J. KALAWAIA - OF

Ht.: 6-0 Wt.: 180
 Bats: L Throws: R
 Home: Kula, HI
 College: UNC-Greensboro
 DOB: September 30, 1993



Profile: The Saltdogs acquired outfielder L.J. Kalawaia in a trade with Lake Erie (Frontier League) on March 28, 2018.

Kalawaia was the top bat for the Lake Erie Crushers in 2017. He led the team in batting (.326) while recording two home runs, 15 doubles and 19 RBIs over 61 games. He earned a .408 OBP and stole 13 bases.

The Hawaiian started his pro career in the Angels' organization. He hit .268 with seven doubles and 16 RBIs in 41 games for Rookie-League Orem.

Kalawaia was taken in the 21st round of the 2016 MLB Draft by the Angels.

College/Personal: Kalawaia played two seasons at UNC-Greensboro in the Southern Conference. He earned first-team All-Conference, second-team All-Region, and Collegiate Baseball National Player of the Week honors his senior year. He notched 18 RBIs over a five-game stretch to earn the player of the week awards. He played in all 56 games for the Spartans and hit .396, the fifth-best single-season average in program history. He added 65 RBIs, 89 hits and six triples to his superb final year. Kalawaia finished in the top 20 in the NCAA in average, runs, hits, triples per game, RBI and OBP. Additionally, he stole a team-high 23 bases including three in one game against North Carolina A&T.

The outfielder hit .297 with 20 runs scored and 18 RBIs his junior season. He pieced together a 15-game hitting streak to highlight his 2014 season.

Prior to UNCG, Kalawaia played for Ohlone College. He hit over .320 both seasons and was an All-NorCal Team outfielder.

He led St. Louis School to the Interscholastic League of Honolulu championship his senior year of high school.

His full name is Lee-Jun K. Kalawaia.

Year	Age	AgeDif	Tm	Lg	Lev	Aff	G	PA	AB	R	H	2B	3B	HR	RBI	SB	CS	BB	SO	BA	OBP	SLG	OPS	TB	GDP	HBP	SH	SF	IBB
2016	22	1.4	Orem	PION	Rk	LAA	41	159	142	24	38	7	0	0	16	11	4	14	24	.268	.346	.317	.663	45	1	3	0	0	0
2017	23	-1.4	Lake Erie	FRON	Ind		61	282	239	39	78	15	2	2	19	13	6	29	41	.326	.408	.431	.839	103		4	10	0	1
All Levels (2 Seasons)							102	441	381	63	116	22	2	2	35	24	10	43	65	.304	.385	.388	.774	148		7	10	0	1



PLAYER BIOGRAPHIES

#18 KYLE KINMAN - LHP

Ht.: 5-10 Wt.: 190
 Bats: L Throws: L
 Home: Omaha, NE
 College: Bellevue (NE) University
 DOB: September 25, 1990



Profile: The Saltdogs signed Omaha-native Kyle Kinman on March 29, 2018.

Kinman heads back to the Cornhusker state after spending three seasons in the Braves' system. Most recently, he pitched for Double-A Mississippi in 2016 and went 1-2 with a 3.07 ERA over 13 appearances. Tommy John surgery cut his season short in June and he hasn't tossed an official pitch since.

The southpaw pitched at three different levels for the Braves in 2015. Between Single-A, High-A and Double-A, he managed 18 saves with a 2.09 ERA over 44 relief appearances. Kinman struck out 65 batters over 51.2 innings to post an incredible 11.3 K/9 ratio.

Kinman made his professional debut with Rookie-League Danville in 2014. He was 3-0 with a 2.43 ERA in 19 games. He was selected in the 25th round of the 2014 MLB Draft.

College/Personal: Kinman was one of the best NAIA players in the county during his two seasons with Bellevue University.

In his senior season, Kinman went 8-4 with a 1.85 ERA. He posted seven complete games in his 13 starts for the Bruins. Most impressively, Kinman fanned 141 batters over 92.1 innings for an outstanding 13.7 K/9 ratio. His strikeout total was the highest in NAIA.

But Kinman didn't just excel on the mound. He led the Bruins in average (.387), doubles (18), triples (5) and RBIs (66) while playing in all 59 games. His two-way success earned him Conference Pitcher of the Year, Honorable Mention All-American and captain of the Omaha World Herald All-Nebraska NAIA team honors. The Bruins made it to the NAIA World Series in 2014.

Before Bellevue, Kinman starred at Butler (KS) Community College where he earned second team All-Conference honors as a sophomore and was the Conference Freshman of Year in 2010.

Kinman is a graduate of Omaha Northwest High School.

Year	Age	AgeDif	Tm	Lg	Lev	Aff	W	L	W-L%	ERA	RAvg	G	GS	GF	CG	SHO	SV	IP	H	R	ER	HR	BB	IBB	SO	HBP	BK	WP	BF	WHIP	H9	HR9	BB9	SO9	SO/W
2014	23	2.5	Danville	APPY	Rk	ATL	3	0	1.000	2.43	3.03	19	0	8	0	0	4	29.2	24	10	8	1	6	0	43	1	0	2	118	1.011	7.3	0.3	1.8	13.0	7.17
2015	24	1.2	3 Teams	3 Lgs	A-AA-A+	ATL	1	0	1.000	2.09	2.61	44	0	34	0	0	18	51.2	44	15	12	0	26	1	65	6	0	6	226	1.355	7.7	0.0	4.5	11.3	2.50
2015	24	-0.3	Mississippi	SOUL	AA	ATL	0	0		3.14	3.14	15	0	9	0	0	6	14.1	18	5	5	0	7	0	19	1	0	1	69	1.744	11.3	0.0	4.4	11.9	2.71
2015	24	1.1	Carolina	CARL	A+	ATL	0	0		0.87	0.87	6	0	3	0	0	1	10.1	5	1	1	0	3	0	16	1	0	0	40	0.774	4.4	0.0	2.6	13.9	5.33
2015	24	2.1	Rome	SALL	A	ATL	1	0	1.000	2.00	3.00	23	0	22	0	0	11	27.0	21	9	6	0	16	1	30	4	0	5	117	1.370	7.0	0.0	5.3	10.0	1.88
2016	25	0.7	Mississippi	SOUL	AA	ATL	1	2	.333	3.07	3.68	13	0	2	0	0	1	14.2	12	6	5	2	9	0	15	2	0	4	64	1.432	7.4	1.2	5.5	9.2	1.67
All Levels (3 Seasons)							5	2	.714	2.34	2.91	76	0	44	0	0	23	96.0	80	31	25	3	41	1	123	9	0	12	408	1.260	7.5	0.3	3.8	11.5	3.00
AA (2 seasons)							1	2	.333	3.10	3.41	28	0	11	0	0	7	29.0	30	11	10	2	16	0	34	3	0	5	133	1.586	9.3	0.6	5.0	10.6	2.13



PLAYER BIOGRAPHIES

#13 DIMITRI KOURTIS - RHP

Ht.: 6-2 Wt.: 200
 Bats: R Throws: R
 Home: Milton, GA
 College: Mercer University
 DOB: November 22, 1992



Profile: Kourtis was acquired by the Saltdogs in a trade with Fargo-Moorhead on May 12, 2017 and was re-signed for the 2018 season.

Kourtis gave the Saltdogs quality middle relief pitching while make a few spot starts in his rookie season. He posted a 1-2 record with a 3.39 ERA in 26 games. Kourtis made his first professional start on June 22nd at Texas and pitched five shutout innings in a 4-3 Saltdogs win. He proved to be an innings-eater out of the bullpen, throwing four scoreless innings of relief against Gary and allowing one run over four innings against Wichita in crucial late-season games.

The rookie threw two scoreless innings in the playoffs.

College/Personal: The righty joins the Saltdogs after a stellar college career at Mercer University. Kourtis collected a 19-8 record and a 2.82 ERA over his four seasons as a pitcher for the Bears. He had a career strikeout to walk ratio of 169 to 53. The righty made most of his appearances out of the bullpen but tallied 14 starts over his career.

Kourtis had one of his best seasons as a senior when he boasted a 3-2 record with a 2.37 ERA. He struck out 32 batters over 30.1 innings and built a WHIP of just 0.92. He was a finalist for the NCAA's Senior CLASS Award.

The Alpharetta, Georgia native had an excellent junior season in 2014 as well. He was second team All Atlantic Sun Conference and on watch lists for national relief pitching awards. He notched a 5-1 record with a 1.15 ERA.

Kourtis was voted team MVP his senior season at Alpharetta High School after helping to lead the Raiders to a 5A regional championship.

Year	Age	AgeDif	Tm	Lg	Lev	Aff	W	L	W-L%	ERA	RAvg	G	GS	GF	CG	SHO	SV	IP	H	R	ER	HR	BB	IBB	SO	HBP	BK	WP	BF	WHIP	H9	HR9	BB9	SO9	SO/W
2017	24	-2.4	Lincoln	AA	Ind		1	2	.333	3.40	3.40	26	3	6	0	0	0	53.0	58	20	20	1	25	1	34	2	0	0	233	1.566	9.8	0.2	4.2	5.8	1.36

Year	Team	Lg	Level	Unif#	Org	Age	Diff	W	L	ERA	G	GS	CG	SHO	GF	SV	IP	H	R	ER	HR	BB	SO	WP	BK	HB	WHIP	H9	HR9	BB9	SO9	K/BB
2012	Mercer	AtISun	College	27		19		6	2	3.90	25	8	0	0	2		64.2	67	35	28	1	19	38	7			1.33	9.32	0.14	2.64	5.29	2.00
2013	Mercer	AtISun	College	27		20		5	3	2.94	34	4	0	0	9		67.1	63	30	22	0	15	60	3			1.16	8.42	0.00	2.00	8.02	4.00
2014	Mercer	AtISun	College	27		21		5	1	1.15	16	0	0	0	5		39.0	36	8	5	2	9	39	2	0		1.15	8.31	0.46	2.08	9.00	4.33
2015	Mercer	SoCon	College	27		22		3	2	2.37	12	2	0	0	3		30.1	18	8	8	2	10	32	2	0		0.92	5.34	0.59	2.97	9.49	3.20
NCAA (4 seasons)								19	8	2.82	87	14	0	0	0	19	201	184	81	63	5	53	169	14	0	0	1.18	8.24	0.22	2.37	7.57	3.19



PLAYER BIOGRAPHIES

#40 NATHANIEL MAGGIO - INF

Ht.: 6-5 Wt.: 235
 Bats: L Throws: R
 Home: Alpharetta, GA
 College: North Greenville University
 DOB: January 31, 1995



Profile: Maggio signed his first pro contract on July 3, 2017 with the Lincoln Saltdogs.

The first baseman had a breakout rookie season after joining the Saltdogs in 2017. The lefty hit .288 with seven home runs and 35 RBIs over 49 games. He recorded a total of 19 extra-base hits and scored 19 runs. Maggio continued to hit well into the playoffs. He was 4-13 with one homer, two RBIs and three runs scored in four games against Winnipeg.

Maggio played for Top Speed in the Golden State Collegiate Baseball League for the first half of 2017. He hit .416 with nine home runs and 32 RBIs over 26 games before leaving to join the Saltdogs.

College/Personal: Maggio spent two seasons at the University of Tennessee before finishing his final two college years at North Greenville University.

The first/third baseman hit .324 with 76 RBIs in 48 games his junior year at NGU. He set the Crusaders' single-season home run record with 17 long balls. The lefty also tallied 20 doubles to help post an outstanding .714 slugging percentage.

Maggio hit .239 and .235 in a combined 77 games over his two seasons at Tennessee. He compiled three home runs and 27 RBIs for the Volunteers.

The Georgian was drafted in the 32nd round of the 2013 draft by the Seattle Mariners. He went to Blessed Trinity Catholic in Roswell, GA where he was rated as the 15th best prospect in the state by Perfect Game. He started all four years in high school and posted a .390 average with 35 RBIs as a senior.

Year	Team	League	Lvl	Org	Unif	Pos	Age	G	AB	R	H	2B	3B	HR	RBI	SB	CS	BB	SO	HBP	SH	SF	IBB	DP	AVG	OBP	SLG	OPS	TB	XBH	PA	babip	ISO	SecA	wOBA	BB%	SO%	K-BB	HR%	AB/HR	XBH%	
2014	Tennessee	SEC	NCAA-1	nul	15	1b	19	44	134	17	32	4	1	0	18	4	2	10	28	3	0	1	0	6	.239	.304	.284	.588	38	5	148	.299	.045	.134	.270	6.76	18.92	2.80	0.00	0.00	15.63	
2015	Tennessee	SEC	NCAA-1	Col	15	1b	20	33	85	7	20	3	0	3	9	1	0	11	26	3	1	1	0	1	.235	.340	.376	.716	32	6	101	.298	.141	.282	.320	10.89	25.74	2.36	2.97	28.93	30.00	
2016	North Greenville College	Carolina	NCAA Div 2	-	1b	21	48	182	49	59	20	0	17	49	3	3	28	46	3	0	3	0	3	.324	.417	.714	1.131	130	37	216	.344	.390	.544	.463	12.96	21.90	1.64	7.87	10.71	62.71		
2017	North Greenville College	Carolina	NCAA Div 2	-	1b	22	53	193	37	57	13	1	9	45	8	2	33	49	2	0	4	0	0	.295	.397	.513	.910	99	23	252	.345	.218	.420	.386	14.22	21.12	1.48	3.88	21.44	40.35		
2017	Lincoln Saltdogs	Amer Assoc	ind	-	-	-	22	49	177	19	51	11	1	7	35	2	0	16	49	2	0	1	1	0	.288	.352	.480	.832	85	19	196	.361	.192	.294	.353	8.16	25.00	3.06	3.57	25.29	37.25	
Ind Totals - 1 Season(s)								Filter	49	177	19	51	11	1	7	35	2	0	16	49	2	0	1	1	0	.288	.352	.480	.832	85	19	196	.361	.192	.294	.353	8.16	25.00	3.06	3.57	25.29	37.25
NCAA Totals - 4 Season(s)								Filter	178	594	110	168	40	2	29	121	16	7	82	149	11	1	9	0	10	.283	.375	.503	.878	299	71	697	.327	.220	.374	.300	11.76	21.38	1.82	4.16	20.48	42.26



PLAYER BIOGRAPHIES

#7 IVAN MARIN - IF

Ht.: 5-9 Wt.: 190
 Bats: R Throws: R
 Home: Granada, Nicaragua
 College: N/A
 DOB: December 21, 1988



Profile: The Saltdogs signed veteran Nicaraguan-League shortstop Ivan Marin on January 19, 2017. He re-signed with Lincoln on January 9, 2018.

Marin made a splash with the Saltdogs in 2017 because of his brilliant play at shortstop. At the plate, he hit .218 with eight doubles and nine RBIs over 78 games.

The 29 year-old shortstop has played most of his career in the Nicaraguan Professional Baseball League. While statistics from the league are not readily available, Marin is one of six players to record 200 stolen bases in the league.

Marin played one season in affiliated baseball. He appeared in 32 games for the Atlanta Braves affiliate in the Gulf Coast League in 2010, compiling a .297 batting average while not committing an error.

College/Personal: Marin lists his favorite baseball memory as winning the Nicaraguan League championship with his team, the Tigres de Chinandega.

Year	Age	AgeDif	Tm	Lg	Lev	Aff	G	PA	AB	R	H	2B	3B	HR	RBI	SB	CS	BB	SO	BA	OBP	SLG	OPS	TB	GDP	HBP	SH	SF	IBB
2010	21	1.4	Braves	GULF	Rk	ATL	32	72	64	13	19	2	0	1	9	3	2	7	15	.297	.375	.375	.750	24	3	1	0	0	0
2017	28	1.6	Lincoln	AA	Ind		78	255	216	30	47	8	0	0	9	6	3	27	40	.218	.310	.255	.565	55		2	10	0	0
All Levels (2 Seasons)							110	327	280	43	66	10	0	1	18	9	5	34	55	.236	.325	.282	.607	79		3	10	0	0



PLAYER BIOGRAPHIES

#39 SHAIRON MARTIS - RHP

Ht.: 6-1
Bats: R
Home:
College:
DOB: **Wt.:** 215
Throws: R
Plantation, FL
N/A
March 30, 1987



Profile: Martis, a right-handed pitcher, played for the Saltdogs in 2015-17, compiling a 19-12 record with a 3.34 ERA over 51 appearances. After rejoining the team in late July 2017, Martis was 4-1 with a 2.00 ERA for Lincoln.

Martis rejoined the Saltdogs after spending the first part of the 2017 season with the Baltimore Orioles organization. His contract was sold to the Orioles on March 31, 2017. The righty spent more than a month in Extended Spring Training before being placed in Triple-A Norfolk. Martis was 0-1 with a 4.38 ERA over eight appearances for the Tides. He tossed 12.1 innings and struck out eight batters.

Martis caught the Orioles' eye because of a sparkling performance in the 2017 World Baseball Classic. He was 1-0 with a 1.17 ERA while helping the Netherlands reach the semifinals. Martis tossed 7.2 innings and allowed just one earned run in five appearances.

The Curacao-native led the team with nine wins while working as both a starter and reliever in 2016. His 3.34 ERA was the ninth best in the league. Martis struck out 172 batters over his two previous seasons in Lincoln, good for the fourth most in franchise history.

The star pitcher brings MLB experience to the roster. He pitched for the Washington Nationals in parts of the 2008 and 2009 seasons while registering six appearances for the Minnesota Twins in 2013. His career numbers are 6-7 with a 5.35 ERA in 116 innings including one complete game.


Year	Age	AgeDif	Tm	Lg	Lev	Aff	W	L	W-L%	ERA	RAvg	G	GS	GF	CG	SHO	SV	IP	H	R	ER	HR	BB	IBB	SO	HBP	BK	WP	BF	WHIP	H9	HR9	BB9	SO9	SO/W	
2005	18	-2.2	Giants	ABLZ	Rk	SFG	2	1	.667	1.85	2.65	11	5	4	0	0	1	34.0	28	10	7	1	9	0	50	1	0	3	137	1.098	7.4	0.3	2.4	13.2	5.56	
2006	19	-3.1	4 Teams	3 Lgs	A-A+-AA	SFG-WSN	7	8	.467	3.99	4.70	22	22	0	0	0	0	115.0	116	60	51	9	31	0	88	5	1	4	484	1.278	9.1	0.7	2.4	6.9	2.84	
2006	19	-5.8	Harrisburg	EL	AA	WSN	0	1	.000	12.60	12.60	1	1	0	0	0	0	5.0	8	7	7	4	3	0	1	0	0	0	26	2.200	14.4	7.2	5.4	1.8	0.33	
2006	19	-4.0	Potomac	CARL	A+	WSN	0	2	.000	3.00	3.75	2	2	0	0	0	0	12.0	9	5	4	0	3	0	7	1	0	1	47	1.000	6.8	0.0	2.3	5.3	2.33	
2006	19	-2.8	Augusta	SALL	A	SFG	6	4	.600	3.64	4.58	15	15	0	0	0	0	76.2	76	39	31	3	21	0	66	4	0	3	325	1.265	8.9	0.4	2.5	7.7	3.14	
2006	19	-2.8	Savannah	SALL	A	WSN	1	1	.500	3.80	3.80	4	4	0	0	0	0	21.1	23	9	9	2	4	0	14	0	1	0	86	1.266	9.7	0.8	1.7	5.9	3.50	
2007	20	-3.0	Potomac	CARL	A+	WSN	14	8	.636	4.23	4.95	27	26	0	1	0	0	151.0	150	83	71	9	52	0	108	5	2	11	645	1.338	8.9	0.5	3.1	6.4	2.08	
2008	21	-4.5	2 Teams	2 Lgs	AA-AAA	WSN	5	6	.455	3.64	4.02	21	21	0	0	0	0	116.1	115	52	47	7	45	1	99	1	1	6	499	1.375	8.9	0.5	3.5	7.7	2.20	
2008	21	-7.9	WSN	NL	MLB	WSN	1	3	.250	5.66	6.10	5	4	0	0	0	0	20.2	18	14	13	5	12	0	23	0	0	1	92	1.452	7.8	2.2	5.2	10.0	1.92	
2008	21	-6.2	Columbus	IL	AAA	WSN	1	2	.333	3.02	3.67	7	7	0	0	0	0	41.2	42	17	14	2	17	0	42	1	3	182	1.416	9.1	0.4	3.7	9.1	2.47		
2008	21	-3.6	Harrisburg	EL	AA	WSN	4	4	.500	3.98	4.22	14	14	0	0	0	0	74.2	73	35	33	5	28	1	57	0	0	3	317	1.353	8.8	0.6	3.4	6.9	2.04	
2009	22	-6.6	WSN	NL	MLB	WSN	5	3	.625	5.25	5.46	15	15	0	1	0	0	85.2	83	52	50	11	39	3	34	4	0	3	377	1.424	8.7	1.2	4.1	3.6	0.87	
2009	22	-5.0	Syracuse	IL	AAA	WSN	4	4	.500	4.96	5.09	13	13	0	0	0	0	74.1	90	42	41	9	18	1	40	1	1	2	323	1.453	10.9	1.1	2.2	4.8	2.22	
2010	23	-3.6	Syracuse	IL	AAA	WSN	8	7	.533	4.09	4.32	27	27	0	2	0	0	152.0	156	73	69	14	60	4	99	2	0	2	659	1.421	9.2	0.8	3.6	5.9	1.65	
2010-11	23	-3.0	Magallanes	VEWL	FgW	0	1	.000	7.71	9.00	4	1	0	0	0	0	0	7.0	12	7	6	2	2	1	4	0	0	0	36	2.000	15.4	2.6	2.6	5.1	2.00	
2011	24	-0.6	Harrisburg	EL	AA	WSN	8	6	.571	3.05	3.59	23	23	0	1	1	0	133.0	123	53	45	9	39	0	146	1	1	6	552	1.218	8.3	0.6	2.6	9.9	3.74	
2011-12	24	-2.3	La Guaira	VEWL	FgW	2	2	.500	2.47	4.53	9	8	0	0	0	0	0	43.2	38	22	12	6	16	0	28	1	0	1	181	1.237	7.8	1.2	3.3	5.8	1.75	
2012	25	-1.0	4 Teams	2 Lgs	AA-AAA	MIN-PIT	11	6	.647	5.17	5.36	29	21	1	0	0	0	139.1	140	83	80	21	45	1	87	0	1	6	594	1.328	9.0	1.4	2.9	5.6	1.93	
2012	25	-2.2	Indianapolis	IL	AAA	PIT	0	0		7.56	8.64	4	0	0	0	0	0	8.1	8	7	4	4	4	0	7	0	0	0	39	1.440	8.6	4.3	4.3	7.6	1.75	
2012	25	-2.2	Rochester	IL	AAA	MIN	4	3	.571	5.22	5.37	10	10	0	0	0	0	58.2	64	35	34	8	17	1	39	0	0	2	253	1.381	9.8	1.2	2.6	6.0	2.29	
2012	25	0.2	Altoona	EL	AA	PIT	6	2	.750	4.56	4.56	11	8	1	0	0	0	53.1	45	27	27	7	19	0	30	0	0	3	219	1.200	7.6	1.2	3.2	5.1	1.58	
2012	25	0.2	New Britain	EL	AA	MIN	1	1	.500	5.68	6.16	4	3	0	0	0	0	19.0	23	13	12	2	5	0	11	0	1	1	83	1.474	10.9	0.9	2.4	5.2	2.20	
2012-13	25	-1.8	La Guaira	VEWL	FgW	1	1	.500	7.50	7.50	5	5	0	0	0	0	0	18.0	27	15	15	2	3	0	13	2	0	2	81	1.667	13.5	1.0	1.5	6.5	4.33	
2013	26	-2.7	MIN	AL	MLB	MIN	0	1	.000	5.59	5.59	6	0	1	0	0	0	9.2	6	6	6	3	4	0	7	0	0	0	39	1.034	5.6	2.8	3.7	6.5	1.75	
2013	26	-1.5	Rochester	IL	AAA	MIN	2	4	.333	4.26	4.37	42	3	21	0	0	11	80.1	68	39	38	8	31	1	65	0	0	6	337	1.232	7.6	0.9	3.5	7.3	2.10	
2013-14	26	-1.2	La Guaira	VEWL	FgW	0	0		4.15	5.19	6	1	1	0	0	0	0	8.2	11	5	4	1	3	0	3	0	0	1	38	1.615	11.4	1.0	3.1	3.1	1.00	
2015	28	1.8	2 Teams	2 Lgs	Ind	6	4	.600	4.39	4.81	18	17	0	2	1	0	0	106.2	103	57	52	9	23	0	80	6	0	5	442	1.181	8.7	0.8	1.9	6.8	3.48	
2015-16	28	-0.3	Torres	DDWL	FgW	0	0		18.00	18.00	2	0	1	0	0	0	0	1.0	3	2	2	0	0	0	0	0	0	0	0	6	3.000	27.0	0.0	0.0	0.0	0.00
2015	28	1.8	Lincoln	AA	Ind	6	3	.667	3.74	4.16	17	16	0	2	1	0	0	106.0	96	49	44	9	21	0	79	6	0	5	431	1.104	8.2	0.8	1.8	6.7	3.76	
2015	28	-1.0	Bridgeport	ATLL	Ind	0	1	.000	108.00	108.00	1	1	0	0	0	0	0	0.2	7	8	8	0	2	0	1	0	0	0	11	13.500	94.5	0.0	27.0	13.5	0.50	
2016-17	29	1.2	Zulia	VEWL	FgW	0	4	.000	5.18	5.62	11	9	0	0	0	0	0	41.2	50	26	24	6	12	0	22	2	0	0	183	1.488	10.8	1.3	2.6	4.8	1.83	
2016	29	2.9	Lincoln	AA	Ind	9	8	.529	3.34	3.56	24	18	1	1	1	1	0	121.1	121	48	45	5	31	3	93	1	1	5	508	1.253	9.0	0.4	2.3	6.9	3.00	
2017	30	3.4	Norfolk	IL	AAA	BAL	0	1	.000	4.38	5.11	8	0	4	0	0	0	12.1	16	7	6	3	4	1	8	0	0	0	55	1.622	11.7	2.2	2.9	5.8	2.00	
2017-18	30	1.9	Zulia	VEWL	FgW	0	0		9.00	9.00	3	2	0	0	0	0	0	6.0	6	6	6	0	4	0	2	0	0	1	27	1.667	9.0	0.0	6.0	3.0	0.50	
2017	30	3.6	Lincoln	AA	Ind	4	1	.800	2.01	2.01	7	6	0	0	0	0	0	40.1	30	9	9	0	11	0	32	0	0	3	163	1.017	6.7	0.0	2.5	7.1	2.91	
Year	Age	AgeDif	Tm	Lg	Lev	Aff	W	L	W-L%	ERA	RAvg	G	GS	GF	CG	SHO	SV	IP	H	R	ER	HR	BB	IBB	SO	HBP	BK	WP	BF	WHIP	H9	HR9	BB9	SO9	SO/W	
MLB (3 seasons)					MLB		6	7	.462	5.35	5.59	26	19	1	1	0	0	116.0	107	72	69	19	55	3	64	4	0	4	508	1.397	8.3	1.5	4.3	5.0	1.16	
Minors (10 seasons)					Minors		61	51	.545	4.06	4.48	223	161	30	4	1	12	1007.2	1002	502	455	90	334	9	790	16	7	46	4285	1.326	8.9	0.8	3.0	7.1	2.37	
Foreign (7 seasons)					Foreign		3	8	.273	4.93	5.93	40	26	2	0	0	0	126.0	147	83	69	17	40	1	72	5	0	5	552	1.484	10.5	1.2	2.9	5.1	1.80	
Other (3 seasons)					Other		19	13	.594	3.56	3.82	49	41	1	3	2	0	268.1	254	114	106	14	65	3	205	7	1	13	1113	1.189	8.5	0.5	2.2	6.9	3.15	
All Levels (12 Seasons)							89	79	.530	4.14	4.57	338	247	34	8	3	12	1518.0	1510	771	699	140	494	16	1131	32	8	68	6458	1.320	9.0	0.8	2.9	6.7	2.29	



PLAYER BIOGRAPHIES

#9 **JOE MORAN - OF**

Ht.: 5-10 **Wt.: 165**
Bats: L **Throws: L**
Home: Scottsbluff, NE
College: Bellevue (NE) University
DOB: April 16, 1993



Profile: Rookie Joe Moran joins the Lincoln Saltdogs after an outstanding collegiate career at Bellevue University. Over two seasons with the Bruins, he hit a combined .384 with eight home runs and 60 RBIs over 104 games. The outfielder stole 24 bases and managed nine triples in his two seasons. He was first-team OWH All-Nebraska his junior season.

Before going to Bellevue, Moran played two seasons at Western Nebraska Community College. He was an All-Region pick both years.

College/Personal: Moran played for his dad, Mark, at Scottsbluff High School.

	G	AB	R	H	2B	3B	HR	RBI	BB	K	SB	CS	AVG	OBP	SLG
2015-16	42	160	45	71	11	5	3	26	4	14	9	3	.444	.459	.631
2016-17	62	220	49	75	9	4	5	34	15	25	15	2	.341	.398	.486
Total	104	380	94	146	20	9	8	60	19	39	24	5	.384	.423	.547



PLAYER BIOGRAPHIES

#19 CESILIO PIMENTEL - LHP

Ht.: 6-2 Wt.: 185
 Bats: L Throws: L
 Home: San Cristobal, Dominican Republic
 College: N/A
 DOB: January 5, 1993



Profile: Pimentel was acquired in a trade with the Fargo-Moorhead RedHawks on July 3rd, 2017. He re-signed with the Saltdogs on January 2, 2018.

Pimentel, from San Cristobal, Dominican Republic, was 5-1 with a 3.37 ERA over six starts for the RedHawks in '17. He was superb in his first five starts, earning the win in each game and allowing just eight runs over the contests.

After coming to Lincoln, Pimentel continued his hot season. He didn't allow a run in his first eight appearances for the 'Dogs. He went 1-2 with a 3.81 ERA before having his contract purchased by the Diamondbacks organization.

Pimentel was played with the Missoula Osprey where he mustered a 2-2 record and a 5.00 ERA in five starts.

The left-hander spent six seasons in the Pittsburgh Pirates' organization before coming to the American Association. He was 14-15 with a 2.96 ERA while reaching as high as High-A Bradenton.

He was selected in the minor league portion of the 2016 Rule Five Draft by the Atlanta Braves. He was release out of their spring training.

Pimentel won American Association Pitcher of the Week honors in the first week of the 2017 season. He won his only start that week at Texas by throwing eight scoreless innings while striking out eight batters. He didn't issue a walk and allowed just three hits.

College/Personal: Cesilio Pimentel is not related to Carlos Pimentel, a pitcher from the Dominican Republic who was also on the Saltdogs' roster in 2017.

Year	Age	AgeDif	Tm	Lg	Lev	Aff	W	L	W-L%	ERA	RAvg	G	GS	GF	CG	SHO	SV	IP	H	R	ER	HR	BB	IBB	SO	HBP	BK	WP	BF	WHIP	H9	HR9	BB9	SO9	SO/W	
2011	18	-0.9	Pirates	DOSL	FRk	PIT	1	1	.500	2.31	4.24	7	3	0	0	0	0	23.1	20	11	6	0	7	0	31	1	0	1	106	1.157	7.7	0.0	2.7	12.0	4.43	
2012	19	0.1	Pirates_1	DOSL	FRk	PIT	3	3	.500	2.75	3.61	14	6	5	0	0	3	52.1	47	21	16	2	18	0	38	2	0	6	227	1.242	8.1	0.3	3.1	6.5	2.11	
2013	20	-0.6	Pirates	GULF	Rk	PIT	2	3	.400	3.97	5.03	14	6	3	0	0	0	34.0	27	19	15	2	13	0	30	0	0	1	143	1.176	7.1	0.5	3.4	7.9	2.31	
2014	21	0.5	Bristol	APPY	Rk	PIT	4	2	.667	1.93	3.38	14	0	6	0	0	2	37.1	25	14	8	2	12	0	31	3	0	7	153	0.991	6.0	0.5	2.9	7.5	2.58	
2015	22	0.6	2 Teams	2 Lgs	A-+A+	PIT	2	3	.400	3.83	4.33	22	2	8	0	0	5	54.0	46	26	23	6	16	0	65	5	0	7	229	1.148	7.7	1.0	2.7	10.8	4.06	
2015	22	-0.9	Bradenton	FLOB	A+	PIT	0	0		0.00	0.00	1	0	1	0	0	1	2.0	0	0	0	0	1	0	2	0	0	7	0.500	0.0	0.0	4.5	9.0	2.00		
2015	22	0.7	West Virginia	NYPL	A-	PIT	2	3	.400	3.98	4.50	21	2	7	0	0	4	52.0	46	26	23	6	15	0	63	5	0	7	222	1.173	8.0	1.0	2.6	10.9	4.20	
2016	23	1.2	West Virginia	SALL	A	PIT	2	3	.400	2.65	2.82	29	0	17	0	0	6	51.0	38	16	15	2	15	0	48	1	1	3	200	1.039	6.7	0.4	2.6	8.5	3.20	
2016-17	23	-5.5	Aguilas	DOWL	FgW		0	0		1.80	1.80	6	0	0	0	0	0	5.0	2	1	1	0	3	1	4	0	0	19	1.000	3.6	0.0	5.4	7.2	1.33		
2017	24	-2.4	2 Teams	AA	Ind		6	3	.667	3.57	4.37	17	10	1	0	0	0	68.0	64	33	27	9	24	1	60	3	1	0	286	1.294	8.5	1.2	3.2	7.9	2.50	
2017	24	2.6	Missoula	PION	Rk	ARI	2	2	.500	5.00	8.00	5	5	0	0	0	0	27.0	35	24	15	3	6	0	19	0	0	3	122	1.519	11.7	1.0	2.0	6.3	3.17	
2017	24	-2.4	Fargo-Moorhead	AA	Ind		5	1	.833	3.38	3.62	6	6	0	0	0	0	37.1	34	15	14	5	12	0	29	2	0	0	152	1.232	8.2	1.2	2.9	7.0	2.42	
2017	24	-2.4	Lincoln	AA	Ind		1	2	.333	3.82	5.28	11	4	1	0	0	0	30.2	30	18	13	4	12	1	31	1	1	0	134	1.370	8.8	1.2	3.5	9.1	2.58	
Year	Age	AgeDif	Tm	Lg	Lev	Aff	W	L	W-L%	ERA	RAvg	G	GS	GF	CG	SHO	SV	IP	H	R	ER	HR	BB	IBB	SO	HBP	BK	WP	BF	WHIP	H9	HR9	BB9	SO9	SO/W	
Minors (7 seasons)						Minors	16	17	.485	3.16	4.23	105	22	39	0	0	0	16	279.0	238	131	98	17	87	0	262	12	1	28	1180	1.165	7.7	0.5	2.8	8.5	3.01
Other (1 season)						Other	6	3	.667	3.57	4.37	17	10	1	0	0	0	0	68.0	64	33	27	9	24	1	60	3	1	0	286	1.294	8.5	1.2	3.2	7.9	2.50
All Levels (7 Seasons)							22	20	.524	3.22	4.22	128	32	40	0	0	0	16	352.0	304	165	126	26	114	2	326	15	2	28	1485	1.188	7.8	0.7	2.9	8.3	2.86



PLAYER BIOGRAPHIES

#32 ANGEL REYES - OF

Ht.: 6-0 Wt.: 200
 Bats: R Throws: R
 Home: Barcelona, Venezuela
 College: N/A
 DOB: May 6, 1989



Profile: The Saltdogs signed outfielder Angel Reyes on April 9, 2018.

Reyes brings six seasons of professional experience to Lincoln. Most recently, he played for the Marlins' High-A affiliate in the Florida State League and hit .233 over 96 games.

He played for Single-A Greensboro in 2016 and batted .252 with six home runs and 55 RBIs over 122 games.

He split 2015 between Rookie ball and Low-A, compiling a .254 average with four home runs and 27 RBIs over 48 games.

Reyes hit .203 in 26 games in Rookie ball in 2014. He spent two seasons on the Marlins' Dominican Summer League team before coming to the States.

The 23-year-old is the definition of a utility player. He played every position except CF and RF in the Marlins' organization and managed a career .983 fielding percentage.

College/Personal: Reyes is from Barcelona, Venezuela.

Year	Age	AgeDif	Tm	Lg	Lev	Aff	G	PA	AB	R	H	2B	3B	HR	RBI	SB	CS	BB	SO	BA	OBP	SLG	OPS	TB	GDP	HBP	SH	SF	IBB
2012	17	-1.5	Marlins	DOSL	FRk	MIA	29	100	86	11	19	4	1	0	6	1	0	9	19	.221	.316	.291	.607	25	1	3	2	0	0
2013	18	-0.4	Marlins	DOSL	FRk	MIA	56	229	201	18	45	13	1	1	21	2	3	22	53	.224	.303	.313	.616	63	2	2	1	3	0
2014	19	-0.8	Marlins	GULF	Rk	MIA	26	90	79	13	16	6	1	1	9	1	0	10	24	.203	.300	.342	.642	27	3	1	0	0	0
2015	20	-0.3	2 Teams	2 Lgs	Rk-A-	MIA	48	187	173	23	44	7	5	4	27	1	0	10	35	.254	.292	.422	.714	73	5	0	2	2	0
2015	20	-1.1	Batavia	NYPL	A-	MIA	25	92	83	11	22	5	3	2	14	0	0	6	19	.265	.311	.470	.781	39	2	0	2	1	0
2015	20	0.5	Marlins	GULF	Rk	MIA	23	95	90	12	22	2	2	2	13	1	0	4	16	.244	.274	.378	.651	34	3	0	0	1	0
2016	21	-0.5	Greensboro	SALL	A	MIA	122	496	445	51	112	22	2	6	55	1	2	36	97	.252	.310	.351	.661	156	7	5	3	7	2
2017	22	-0.8	Jupiter	FLOR	A+	MIA	96	411	360	33	84	12	1	2	27	5	3	37	89	.233	.314	.289	.603	104	16	7	4	3	0
All Levels (6 Seasons)							377	1513	1344	149	320	64	11	14	145	11	8	124	317	.238	.308	.333	.641	448	34	18	12	15	2
Rk (2 seasons)					Minors		49	185	169	25	38	8	3	3	22	2	0	14	40	.225	.286	.361	.647	61	6	1	0	1	0
FRk (2 seasons)					Minors		85	329	287	29	64	17	2	1	27	3	3	31	72	.223	.307	.307	.613	88	3	5	3	3	0



PLAYER BIOGRAPHIES

#12 AUSTIN ROBICHAUX - RHP

Ht.: 6-6 Wt.: 185
 Bats: R Throws: R
 Home: Frisco, TX
 College: Louisiana-Lafayette
 DOB: November 23, 1992



Profile: Former Angels farmhand Robichaux signed with the Saltdogs on February 26, 2018.

Robichaux brings four seasons of minor league experience to Lincoln. Most recently, he pitched for High-A Inland Empire and Triple-A Salt Lake. He went 7-9 with a 6.35 ERA in 26 appearances between the two clubs in 2017. He did his best work in Salt Lake, where he was 1-0 with a 3.29 ERA in three starts for the Bees.

He split time between Rookie League Orem and Single-A Burlington in his three previous seasons. He has a career 22-23 record with a 4.78 ERA over 70 starts.

College/Personal: Robichaux is tied for the most career wins at Louisiana-Lafayette University. He spent three seasons with the Ragin Cajuns and went 19-9 with a 3.05 ERA in 42 appearances. The righty was especially good his sophomore and junior seasons, going 17-5 with ERAs of 3.05 and 3.11 respectively. He tossed six complete games with two shutouts in his collegiate career.

The lanky right-hander earned the win in the Super Regionals against Ole Miss in 2014 after throwing seven strong innings. The Ragin Cajuns ended up losing the next two games to the Rebels.

Robichaux is the son of Ragin Cajun head coach Tony Robichaux. Tony has been a college head baseball coach for 31 years. He took over as head coach at McNeese State immediately after finishing his playing career with the Cowboys. Then, he went to Louisiana-Lafayette where he has led the Ragin Cajuns to five conference championships and the 2000 College World Series. He has a 1115-701-2 record entering the 2018 season.

In high school, Austin Robichaux helped Notre Dame High School to the Louisiana Class 3A state title while capturing first team All-State honors.

Year	Age	AgeDif	Tm	Lg	Lev	Aff	W	L	W-L%	ERA	RAvg	G	GS	GF	CG	SHO	SV	IP	H	R	ER	HR	BB	IBB	SO	HBP	BK	WP	BF	WHIP	H9	HR9	BB9	SO9	SO/W		
2014	21	-0.2	Orem	PION	Rk	LAA	2	3	.400	4.91	5.58	15	8	0	0	0	0	40.1	44	25	22	5	8	0	27	2	1	10	165	1.289	9.8	1.1	1.8	6.0	3.38		
2015	22	0.1	Burlington	MIDW	A	LAA	9	8	.529	3.74	4.31	28	28	0	0	0	0	142.0	136	68	59	12	50	0	92	7	0	16	597	1.310	8.6	0.8	3.2	5.8	1.84		
2016	23	1.3	2 Teams	2 Lgs	A-Rk	LAA	4	3	.571	4.36	4.92	14	14	0	0	0	0	64.0	59	35	31	2	25	0	45	3	0	11	270	1.313	8.3	0.3	3.5	6.3	1.80		
2016	23	1.3	Burlington	MIDW	A	LAA	4	3	.571	4.74	5.37	12	12	0	0	0	0	57.0	57	34	30	2	23	0	41	3	0	9	246	1.404	9.0	0.3	3.6	6.5	1.78		
2016	23	1.6	Orem	PION	Rk	LAA	0	0		1.29	1.29	2	2	0	0	0	0	7.0	2	1	1	0	2	0	4	0	0	2	24	0.571	2.6	0.0	2.6	5.1	2.00		
2017	24	0.5	2 Teams	2 Lgs	A+-AAA	LAA	7	9	.438	6.35	7.27	26	20	2	0	0	0	107.2	136	87	76	12	58	0	72	6	1	21	499	1.802	11.4	1.0	4.8	6.0	1.24		
2017	24	-2.6	Salt Lake	PCL	AAA	LAA	1	0	1.000	3.29	4.61	3	3	0	0	0	0	13.2	12	7	5	0	9	0	8	0	1	3	57	1.537	7.9	0.0	5.9	5.3	0.89		
2017	24	0.9	Inland Empire	CALL	A+	LAA	6	9	.400	6.80	7.66	23	17	2	0	0	0	94.0	124	80	71	12	49	0	64	6	0	18	442	1.840	11.9	1.1	4.7	6.1	1.31		
All Levels (4 Seasons)							22	23	.489	4.78	5.47	83	70	2	0	0	0	354.0	375	215	188	31	141	0	236	18	2	58	1531	1.458	9.5	0.8	3.6	6.0	1.67		
A (2 seasons)								13	11	.542	4.03	4.61	40	40	0	0	0	0	199.0	193	102	89	14	73	0	133	10	0	25	843	1.337	8.7	0.6	3.3	6.0	1.82	
Rk (2 seasons)								2	3	.400	4.37	4.94	17	10	0	0	0	0	0	47.1	46	26	23	5	10	0	31	2	1	12	189	1.183	8.7	1.0	1.9	5.9	3.10



PLAYER BIOGRAPHIES

#4 JON SCHULTZ - OF

Ht.: 5-11 Wt.: 195
 Bats: L Throws: L
 Home: West Lawn, PA
 College: Pittsburgh University
 DOB: May 3, 1989



Profile: The Saltdogs signed outfielder John Schultz on March 30, 2018.

Schultz brings seven seasons of professional experience to Lincoln. He spent the last five years playing for the Evansville Otters of the Frontier League. He hit .317 with 11 home runs and 61 RBIs in 2017. He managed a .236 average in a down season in '16 but helped his team to the League Championship. Schultz might had his best season in 2015 when he hit .333 with 15 home runs and 52 RBIs. He also smacked 28 doubles and three triples to post a phenomenal .556 slugging percentage.

The outfielder hit .279 with three homers and 10 RBIs over 28 games for the Adelaide Bite of the Australian Baseball League in the winter of 2015.

Prior to Evansville, Schultz played two seasons in the Marlins' organization. He hit .309 with three homers and 15 RBIs in 51 games at Single-A Greensboro in 2012. In 2011, he batted .278 with four triples and 30 RBIs for the Marlins Gulf Coast Rookie League team.

Schultz was drafted in the 34th Round of the 2011 MLB Draft. He was a Frontier League All-Star in 2013 and 2015.

College/Personal: Schultz set several Pitt career batting records in his four-year stay with the Panthers. He is second all-time in hits (251), first in runs scored (184), first in doubles (53), and first in walks (142).

His best season was his junior year in which he hit .404 with four home runs and 48 RBIs over 56 games. He also recorded a perfect fielding percentage on the way to second-team All-Big East and second-team All-East Region selections.

Schultz hit .457 his senior year at Wilson (PA) High School. He was first-team All-State as a senior and also captained the golf team.

Year	Age	AgeDif	Tm	Lg	Lev	Aff	G	PA	AB	R	H	2B	3B	HR	RBI	SB	CS	BB	SO	BA	OBP	SLG	OPS	TB	GDP	HBP	SH	SF	IBB	
2011	22	2.0	Marlins	GULF	Rk	FLA	46	194	158	40	44	6	4	0	30	4	2	29	33	.278	.392	.367	.759	58	3	3	0	4	0	
2012	23	1.3	Greensboro	SALL	A	MIA	51	214	188	22	58	9	1	3	15	3	2	23	29	.309	.383	.415	.798	78	2	1	0	2	0	
2013	24	-0.4	Evansville	FRON	Ind		86	389	336	63	97	22	8	4	30	4	5	46	52	.289	.377	.438	.815	147		3	2	2	3	
2014	25	0.7	Evansville	FRON	Ind		77	351	294	48	81	8	4	8	35	5	5	45	57	.276	.373	.412	.784	121		3	5	4	3	
2015	26	2.1	Adelaide	AUBL	Fgn		28	117	104	15	29	5	0	3	10	0	3	13	20	.279	.359	.413	.772	43	2	0	0	0	0	
2015	26	1.4	Evansville	FRON	Ind		94	400	354	66	118	28	3	15	52	6	4	43	55	.333	.407	.556	.964	197		1	2	0	1	
2016	27	2.7	Evansville	FRON	Ind		75	301	254	48	60	12	2	4	29	2	3	36	49	.236	.340	.346	.687	88		5	4	2	2	
2017	28	3.6	Evansville	FRON	Ind		88	377	322	55	102	20	1	11	61	3	0	49	75	.317	.411	.488	.899	157		4	0	2	2	
Minors (2 seasons)							Minors	97	408	346	62	102	15	5	3	45	7	4	52	62	.295	.387	.393	.780	136	5	4	0	6	0
Other (5 seasons)							Other	420	1818	1560	280	458	90	18	42	207	20	17	219	288	.294	.384	.455	.839	710		16	13	10	11
All Levels (7 Seasons)								545	2343	2010	357	589	110	23	48	262	27	24	284	370	.293	.383	.442	.826	889		20	13	16	11



PLAYER BIOGRAPHIES

#16 CHASE SIMPSON – INF

Ht.: 6-4 **Wt.: 210**
Bats: S **Throws: R**
Home: Dallas, TX
College: Wichita State University
DOB: February 17, 1992



Profile: The Saltdogs acquired infielder Chase Simpson in a trade with Sussex County (Can-Am League) on April 13, 2018.

Simpson brings a power bat to the Saltdogs lineup. The switch-hitter has four seasons of professional experience and most recently played in the Atlantic League. He played in 57 games for York in 2017 and hit .199 with six home runs and 22 RBIs.

The Texas-native spent parts of four seasons in the Pirates’ organization. He played in 43 games at Double-A Altoona in 2017 after spending the first three years of his career moving up through the different Single-A ranks. In his Pirates’ career, Simpson hit a combined .242 with 30 homers and 159 RBIs over 299 games.

The most impressive part of Simpson’s game is his affinity for extra-base hits. 116 of his 278 professional hits went for extra-bases, equaling to an exceptional 42 percent.

College/Personal: Simpson spent time at three different colleges before being drafted in the 14th round of the 2014 MLB draft.

After sitting out a transfer year, Simpson played his final college season at Wichita State. He hit .258 with six home runs while playing in 56 of the team’s 59 games. He was second on the team in doubles, RBIs and tied for the most triples on the roster.

Simpson played his sophomore season at Oklahoma where he helped the Sooners to a 42-25 record and an appearance in the Super Regionals. The infielder played in 28 games and hit .229 with two triples and four RBIs.

He went to Weatherford (TX) College for his first year of college ball. He hit .309 with 12 doubles, five home runs and 30 RBIs.


Year	Age	AgeDif	Tm	Lg	Lev	Aff	G	PA	AB	R	H	2B	3B	HR	RBI	SB	CS	BB	SO	BA	OBP	SLG	OPS	TB	GDP	HBP	SH	SF	IBB	
2014	22	1.0	Jamestown	NYPL	A-	PIT	55	224	189	27	54	14	1	7	31	0	1	26	40	.286	.369	.481	.851	91	2	2	2	5	1	
2015	23	1.4	West Virginia	SALL	A	PIT	117	463	389	65	96	20	4	11	68	7	1	63	112	.247	.352	.404	.756	157	7	3	3	5	0	
2016	24	1.3	Bradenton	FLOR	A+	PIT	84	348	302	51	71	18	5	8	47	3	1	38	76	.235	.329	.407	.736	123	6	5	1	2	1	
2017	25	0.7	Altoona	EL	AA	PIT	43	136	125	13	22	5	1	4	13	1	2	9	42	.176	.237	.328	.565	41	3	1	1	0	1	
2017	25	-3.9	York	ATLL	Ind		57	201	176	27	35	10	2	6	22	0	0	24	67	.199	.294	.381	.674	67		0	0	1	0	
Minors (4 seasons)							Minors	299	1171	1005	156	243	57	11	30	159	11	5	136	270	.242	.335	.410	.745	412	18	11	7	12	3
All Levels (4 Seasons)								356	1372	1181	183	278	67	13	36	181	11	5	160	337	.235	.329	.406	.735	479	18	11	7	13	3



PLAYER BIOGRAPHIES

#14 BRIAN SMITH - LHP

Ht.: 6-2 Wt.: 190
 Bats: RI Throws: L
 Home: Controe, TX
 College: McNeese State University
 DOB: October 10, 1988



Profile: The Saltdogs acquired Brian Smith on August 22, 2017. He re-signed with the Saltdogs on January 23, 2018.

Smith made two critical late-season appearances for the Saltdogs in 2017. He tossed a complete game in the first leg of a double-header at Fargo. Then, he started and pitched 5.2 innings in the Saltdogs' division-clinching win at Gary. He was 0-1 with a 4.62 ERA over the two appearances.

Smith came to the Saltdogs from the Salina Stockade. The southpaw is 3-11 with a 6.45 ERA over 17 starts this season. He has tossed 96.1 innings in 2017 for an average of 5.2 per start. In his most recent start on August 19th, Smith allowed just two runs on four hits over eight innings against the Sioux Falls Canaries.

The former McNeese State Cowboy spent three seasons in independent baseball from 2011 through 2014 before resurfacing this year. He has a career record of 16-20 with a 5.87 ERA. He pitched for Saltdogs manager Bobby Brown in Amarillo in 2014.

College/Personal: Smith spent two seasons at Blinn Junior College before transferring to McNeese State University. He pitched for the Cowboys for two seasons.

Year	Age	AgeDif	Tm	Lg	Lev	Aff	W	L	W-L%	ERA	RAvg	G	GS	GF	CG	SHO	SV	IP	H	R	ER	HR	BB	IBB	SO	HBP	BK	WP	BF	WHIP	H9	HR9	BB9	SO9	SO/W
2011	22	-4.5	McAllen	NABL	Ind		2	1	.667	4.91	5.22	17	0	8	0	0	0	29.1	33	17	16	3	11	1	28	5	0	3	141	1.500	10.1	0.9	3.4	8.6	2.55
2012	23	-2.4	2 Teams	2 Lgs	Ind		4	5	.444	5.95	7.26	13	11	0	0	0	0	62.0	86	50	41	4	25	0	41	4	0	5	292	1.790	12.5	0.6	3.6	6.0	1.64
2012	23	-1.3	Alpine	PECO	Ind		1	1	.500	6.16	7.11	5	3	0	0	0	0	19.0	29	15	13	1	11	0	16	2	0	2	95	2.105	13.7	0.5	5.2	7.6	1.45
2012	23	-2.9	Abilene	NABL	Ind		3	4	.429	5.86	7.33	8	8	0	0	0	0	43.0	57	35	28	3	14	0	25	2	0	3	197	1.651	11.9	0.6	2.9	5.2	1.79
2013	24	0.1	Alpine	PECO	Ind																														
2014	25	-1.3	Amarillo	AA	Ind		0	1	.000	11.57	11.57	5	2	1	0	0	0	9.1	17	12	12	2	4	0	7	0	0	0	50	2.250	16.4	1.9	3.9	6.8	1.75
2017	28	1.6	2 Teams	AA	Ind		3	12	.200	6.25	7.00	19	19	0	3	0	0	108.0	130	84	75	11	46	0	60	10	0	5	493	1.630	10.8	0.9	3.8	5.0	1.30
2017	28	1.6	Salina	AA	Ind		3	11	.214	6.45	7.10	17	17	0	2	0	0	96.1	114	76	69	9	39	0	56	10	0	4	438	1.588	10.7	0.8	3.6	5.2	1.44
2017	28	1.6	Lincoln	AA	Ind		0	1	.000	4.63	6.17	2	2	0	1	0	0	11.2	16	8	6	2	7	0	4	0	1	55	1.971	12.3	1.5	5.4	3.1	0.57	
All Levels (5 Seasons)							16	21	.432	5.81	6.64	65	43	9	5	0	0	274.0	339	202	177	25	115	2	200	23	0	16	1272	1.657	11.1	0.8	3.8	6.6	1.74



PLAYER BIOGRAPHIES

#10 CURT SMITH - IF

Ht.: 6-1 Wt.: 200
 Bats: L Throws: R
 Home: Lincoln, NE
 College: University of Maine
 DOB: September 9, 1986



Profile: One of the most productive bats in Saltdogs franchise history returns to Lincoln for the 2018 season. Infielder Curt Smith ranks fifth on the Saltdogs career batting list (.321 over four seasons). He is third in career doubles (86), fourth in games played (394), second in career home runs (56), third in RBIs (264) and third in hits (489).

Smith led the 2017 Saltdogs in doubles (20), RBIs (62) and walks (57)... he led the 2016 Saltdogs in batting (.331), doubles (17), RBIs (60) and homers (17)... he led the 2015 Saltdogs in batting (.294), home runs (12), RBI (61), doubles (22), and slugging (.492)... led Netherlands to 2011 Baseball World Cup championship and earned tournament MVP honors... one of most productive bats at 2013 World Baseball Classic... .298 career hitter in 3,744 plate appearances... he notched his 1,000th hit in September, 2017.

College/Personal: Smith dominated American East competition in his four years at the University of Maine. He hit a combined .371 with a .431 OBP and 27 home runs. His best season was his senior year in which he hit .403, blasted 11 home runs and compiled a .498 OBP. He was named the Conference Player of the Year for his efforts. Smith has the second-most career hits in UMaine history with 300.

Smith was a 39th round selection by the St. Louis Cardinals in 2008.

Year	Age	AgeDif	Tm	Lg	Lev	Aff	G	PA	AB	R	H	2B	3B	HR	RBI	SB	CS	BB	SO	BA	OBP	SLG	OPS	TB	GDP	HBP	SH	SF	IBB			
2008	21	0.5	2 Teams	2 Lgs	Rk-A	STL	58	255	238	40	84	18	1	8	59	3	4	11	47	.353	.388	.538	.926	128	5	4	0	2	3			
2008	21	-0.6	Quad Cities	MIDW	A	STL	11	47	45	6	11	4	0	0	10	0	0	0	11	.244	.255	.333	.589	15	1	1	0	1	0			
2008	21	0.7	Johnson City	APPY	Rk	STL	47	208	193	34	73	14	1	8	49	3	4	11	36	.378	.418	.585	1.004	113	4	3	0	1	3			
2009	22	-0.7	2 Teams	2 Lgs	A+-AA	STL	118	469	436	57	126	17	4	12	65	1	3	18	76	.289	.325	.429	.754	187	21	8	1	6	1			
2009	22	-2.1	Springfield	TL	AA	STL	24	70	65	13	20	2	1	2	9	0	0	3	9	.308	.357	.462	.819	30	2	2	0	0	0			
2009	22	-0.5	Palm Beach	FLOR	A+	STL	94	399	371	44	106	15	3	10	56	1	3	15	67	.286	.319	.423	.742	157	19	6	1	6	1			
2010	23	-1.2	Springfield	TL	AA	STL	84	340	319	39	89	19	2	9	46	2	1	15	62	.279	.312	.436	.748	139	12	2	0	4	0			
2011	24	-3.1	Lincoln	AA	Ind		78	340	310	46	104	14	4	9	48	6	3	21	29	.335	.380	.494	.873	153		3	3	3	0			
2012	25	0.7	Jacksonville	SOUL	AA	MIA	96	299	268	41	70	17	2	9	48	3	3	20	59	.261	.315	.440	.756	118	6	4	1	6	0			
2013	26	1.6	New Britain	EL	AA	MIN	45	168	147	17	34	8	0	4	19	0	0	12	45	.231	.301	.367	.669	54	5	4	2	3	0			
2013-14	26	-3.6	Mazatlan	MXPW	FgW		18	67	65	5	16	3	2	2	6	0	0	1	10	.246	.269	.446	.715	29	2	1	0	0	0			
2013	26	-1.2	Lincoln	AA	Ind		49	222	196	27	62	13	1	5	27	2	1	21	35	.316	.383	.469	.852	92		2	0	3	0			
2014	27	2.9	Springfield	TL	AA	STL	114	436	390	43	102	16	2	11	52	3	2	35	66	.262	.322	.397	.719	155	10	3	1	7	0			
2015	28	1.4	Lincoln	AA	Ind		87	374	333	53	98	22	4	12	61	5	1	33	47	.294	.358	.492	.851	164		3	0	5	2			
2016	29	2.6	Lincoln	AA	Ind		82	357	314	50	104	17	0	17	60	0	2	36	43	.331	.403	.548	.951	172		4	0	3	10			
2017	30	3.6	Lincoln	AA	Ind		95	417	348	56	112	20	0	11	62	3	0	57	53	.322	.424	.474	.899	165		8	0	4	5			
Year	Age	AgeDif	Tm	Lg	Lev	Aff	G	PA	AB	R	H	2B	3B	HR	RBI	SB	CS	BB	SO	BA	OBP	SLG	OPS	TB	GDP	HBP	SH	SF	IBB			
Minors (6 seasons)								515	1967	1798	237	505	95	11	53	289	12	13	111	355	.281	.327	.434	.761	781	59	25	5	28	4		
Other (5 seasons)								391	1710	1501	232	480	86	9	54	258	16	7	168	207	.320	.391	.497	.888	746		20	3	18	17		
All Levels (10 Seasons)								924	3744	3364	474	1001	184	22	109	553	28	20	280	572	.298	.355	.463	.818	1556		46	8	46	21		



PLAYER BIOGRAPHIES

#36 MICHAEL TAMBURINO—RHP

Ht.: 6-4 Wt.: 235
 Bats: R Throws: R
 Home: Baldwin, NY
 College: Pace (NY) University
 DOB: August, 10, 1990



Profile: One of the Can-Am League’s best pitchers, RHP Michael Tamburino, is coming to Lincoln for the 2018 season. The Saltdogs acquired Tamburino in a trade with the Sussex County Miners on April 5, 2018.

Tamburino was a strikeout machine for the Miners in 2017. He fanned a franchise-record 115 batters over 116.2 innings pitched. He went 6-5 with a 5.09 ERA in 19 starts. Tamburino was especially good in the last part of the season. He notched a quality start in each of his final nine starts and posted a 2.07 ERA over that stretch. He didn’t allow an earned run in his final two starts including an 8.1-inning effort in the playoffs.

The righty was primarily a reliever in 2016, appearing in 30 games with four starts for the Miners. He racked up a 2-5 record with a 4.12 ERA.

College/Personal: Tamburino excelled at Pace University (Division 2) for three seasons. He started 11 games in 2012 and went 7-2 with a 1.38 ERA. He tossed four complete games including two shutouts.

In 2013, he fought through an arm injury to go 2-4 with a 3.09 ERA over 11 appearances.

Year	Age	AgeDif	Tm	Lg	Lev	Aff	W	L	W-L%	ERA	RAvg	G	GS	GF	CG	SHO	SV	IP	H	R	ER	HR	BB	IBB	SO	HBP	BK	WP	BF	WHIP	H9	HR9	BB9	SO9	SO/W
2016	25	-1.3	Sussex County	CAMA	Ind		2	5	.286	4.12	4.79	30	4	8	0	0	0	67.2	76	36	31	3	23	0	62	3	0	2	307	1.463	10.1	0.4	3.1	8.2	2.70
2017	26	-0.2	Sussex County	CAMA	Ind		6	5	.545	5.09	5.63	21	19	0	2	0	0	116.2	116	73	66	16	37	1	115	7	1	0	507	1.311	8.9	1.2	2.9	8.9	3.11
All Levels (2 Seasons)							8	10	.444	4.74	5.32	51	23	8	2	0	0	184.1	192	109	97	19	60	1	177	10	1	2	814	1.367	9.4	0.9	2.9	8.6	2.95



PLAYER BIOGRAPHIES

#17 **LELAND TILLEY - RHP**

Ht.: 6-3 **Wt.:** 230
Bats: R **Throws:** R
Home: Bellevue, NE
College: Bellevue University
DOB: January 9, 1992



Profile: Right-handed pitcher Leland Tilley joins the Saltdogs for the 2018 season. He comes to the capital city with parts of two seasons of professional experience and boasting a stellar college career.

Tilley was drafted in the 32nd round of the 2016 MLB Draft by the St. Louis Cardinals. He pitched in 18 games for Rookie League Johnson City in 2016, compiling a 2-0 record and a 3.09 ERA.

The Californian moved up to Single-A in 2017. Combining his time between State College and Peoria, Tilley was 1-0 with a 0.55 ERA in 22 relief appearances. He surrendered just two earned runs on 15 hits over 33 innings.

College/Personal: Tilley spent three years with the Bellevue (NE) Bruins program at the NAIA level. After receiving a medical redshirt for the 2014 season, he appeared in a team-high 16 games in 2015. He led the team in saves and struck out 28 batters over 19.2 innings pitched.

The right-hander excelled as a senior in 2016, earning First-Team All-NSAAA, NAIA Opening Round All-Tournament Team and First-Team Omaha World Herald All-Nebraska honors. He appeared in a team-high 25 games while posting a 10-1 record with nine saves. Tilley managed a 2.43 ERA and struck out 43 batters. The 2016 Bruins team made the second round of the NAIA World Series.

Prior to Bellevue, Tilley played two seasons at the College of the Sequoias (CA) and was a two-time all-conference selection. He lettered in three sports at El Diamante (CA) High School.


Year	Age	AgeDif	Tm	Lg	Lev	Aff	W	L	W-L%	ERA	RAvg	G	GS	GF	CG	SHO	SV	IP	H	R	ER	HR	BB	IBB	SO	HBP	BK	WP	BF	WHIP	H9	HR9	BB9	SO9	SO/W
2016	24	3.1	Johnson City	APPY	Rk	STL	2	0	1.000	3.09	3.47	18	0	8	0	0	4	231.1	25	9	8	0	12	0	25	3	0	4	106	1.586	9.6	0.0	4.6	9.6	2.08
2017	25	3.3	2 Teams	2 Lgs	A-A-	STL	1	0	1.000	0.55	1.91	22	0	11	0	0	1	33.0	15	7	2	1	9	0	33	5	0	1	125	0.727	4.1	0.3	2.5	9.0	3.67
2017	25	3.1	Peoria	MIDW	A	STL	0	0		0.47	0.93	13	0	8	0	0	1	19.1	7	2	1	1	4	0	19	3	0	1	72	0.569	3.3	0.5	1.9	8.8	4.75
2017	25	3.7	State College	NYPL	A-	STL	1	0	1.000	0.66	3.29	9	0	3	0	0	0	13.2	8	5	1	0	5	0	14	2	0	0	53	0.951	5.3	0.0	3.3	9.2	2.80
All Levels (2 Seasons)							3	0	1.000	1.60	2.56	40	0	19	0	0	5	56.1	40	16	10	1	21	0	58	8	0	5	231	1.083	6.4	0.2	3.4	9.3	2.76



PLAYER BIOGRAPHIES

CESAR VALERA - IF

Ht.: 6-1 Wt.: 180
 Bats: R Throws: R
 Home: Maracay, Venezuela
 College: N/A
 DOB: March 8, 1992



Profile: The Saltdogs claimed infielder Cesar Valera off waivers from the Laredo Lemurs on August 15, 2016. He re-signed with the Saltdogs for 2017 and 2018.

Valera was an American Association All-Star in 2017 and one of the most productive bats in the league. He led the team with a .327 batting average while hitting four home runs and collecting 52 RBIs. He racked up the extra-base hits, adding 19 doubles and seven triples to his numbers. Valera played in 98 of the team's 100 regular season games and was a whiz defensively, registering a .980 fielding percentage. Valera was named the 2017 Team MVP.

The Venezuelan joined the 'Dogs for the conclusion of the 2016 season following a productive stint with the Lemurs. Valera hit .272 with a .372 OBP for Laredo.

After joining the 'Dogs, Valera tallied a .307 batting average and collected six RBIs in 20 games. He played second and third base for the team.

Before his time in Independent ball, Valera worked around the St. Louis Cardinals farm system. He hit a combined .237 with 115 RBIs and 49 stolen bases over six seasons. His best stint came in 2014 when he hit .289 over 24 games at High Level-A Palm Beach.

College/Personal: The native of Maracay, Venezuela spent six seasons in the Cardinals farm system. He plays for Caribes of the Venezuelan Winter League in the off-season. There were 15 former MLB players on the roster of Caribes during the 2017-18 season. They won the league championship in 2018.

Year	Age	AgeDif	Tm	Lg	Lev	Aff	G	PA	AB	R	H	2B	3B	HR	RBI	SB	CS	BB	SO	BA	OBP	SLG	OPS	TB	GDP	HBP	SH	SF	IBB
2009	17	-2.6	Cardinals	GULF	Rk	STL	54	208	186	32	45	10	2	1	21	8	3	10	55	.242	.304	.333	.638	62	3	8	1	3	0
2010	18	-2.8	Johnson City	APPY	Rk	STL	55	215	192	32	41	4	0	0	13	5	2	17	58	.214	.282	.234	.516	45	5	2	2	2	1
2011	19	-2.1	Batavia	NYPL	A-	STL	51	192	169	20	36	4	1	1	17	10	3	17	46	.213	.302	.266	.568	45	6	5	0	1	0
2012	20	-0.2	Johnson City	APPY	Rk	STL	54	200	177	20	40	10	0	0	16	6	3	14	42	.226	.294	.282	.577	50	5	4	3	2	0
2013	21	-0.1	2 Teams	2 Lgs	A--A+	STL	75	326	291	45	75	14	4	2	28	15	3	20	56	.258	.330	.354	.684	103	10	12	2	1	0
2013	21	-1.8	Palm Beach	FLOR	A+	STL	8	25	23	2	4	1	0	0	1	2	0	1	11	.174	.240	.217	.457	5	1	1	0	0	0
2013	21	0.0	State College	NYPL	A-	STL	67	301	268	43	71	13	4	2	27	13	3	19	45	.265	.338	.366	.703	98	9	11	2	1	0
2014	22	0.2	2 Teams	2 Lgs	A-A+	STL	78	291	266	24	66	8	3	0	20	5	5	14	52	.248	.299	.301	.599	80	2	6	3	2	0
2014	22	-0.7	Palm Beach	FLOR	A+	STL	24	81	76	7	22	1	0	0	4	1	1	1	9	.289	.304	.303	.606	23	1	1	2	1	0
2014	22	0.5	Peoria	MIDW	A	STL	54	210	190	17	44	7	3	0	16	4	4	13	43	.232	.297	.300	.597	57	1	5	1	1	0
2014-15	22	-5.5	Caribes	VEWL	FgW		9	15	12	2	3	1	0	0	0	0	0	1	5	.250	.308	.333	.641	4	1	0	2	0	0
2015-16	23	-4.6	Caribes	VEWL	FgW		29	72	62	11	18	3	2	0	4	0	1	8	14	.290	.389	.403	.792	25	2	2	0	0	0
2016	24	-2.4	2 Teams	AA	Ind		82	358	310	39	87	13	2	4	35	7	7	34	56	.281	.371	.374	.745	116		11	2	1	0
2016-17	24	-2.8	Caribes	VEWL	FgW		18	60	51	9	11	4	0	0	10	0	0	6	11	.216	.305	.294	.599	15	0	1	1	1	0
2016	24	-2.4	Laredo	AA	Ind		62	275	235	30	64	11	2	4	29	7	5	28	44	.272	.372	.387	.759	91		10	1	1	0
2016	24	-2.4	Lincoln	AA	Ind		20	83	75	9	23	2	0	0	6	0	2	6	12	.307	.366	.333	.699	25		1	1	0	0
2017-18	25	-2.0	Caribes	VEWL	FgW		50	190	165	21	50	11	0	3	18	2	0	11	30	.303	.368	.424	.792	70	2	7	5	2	0
2017	25	-1.4	Lincoln	AA	Ind		98	440	391	70	128	19	7	4	52	9	4	32	60	.327	.398	.442	.840	173		15	0	2	0
Year	Age	AgeDif	Tm	Lg	Lev	Aff	G	PA	AB	R	H	2B	3B	HR	RBI	SB	CS	BB	SO	BA	OBP	SLG	OPS	TB	GDP	HBP	SH	SF	IBB
Minors (6 seasons)					Minors		367	1432	1281	173	303	50	10	4	115	49	19	92	309	.237	.304	.301	.605	385	31	37	11	11	1
Foreign (4 seasons)					Foreign		106	337	290	43	82	19	2	3	32	2	1	26	60	.283	.359	.393	.752	114	5	10	8	3	0
Other (2 seasons)					Other		180	798	701	109	215	32	9	8	87	16	11	66	116	.307	.386	.412	.798	289		26	2	3	0
All Levels (9 Seasons)							653	2567	2272	325	600	101	21	15	234	67	31	184	485	.264	.337	.347	.683	788	36	73	21	17	1



PLAYER BIOGRAPHIES

#20 JAKE WARK—INF

Ht.: 6-4 Wt.: 260
 Bats: L Throws: R
 Home: Tualatin, OR
 College: University of California
 DOB: February 7, 1992



Profile: The Saltdogs signed infielder Jake Wark on February 12, 2018.

Wark played for the Oregon Lumberjacks of the California Winter League in 2018. He hit .355 with three home runs and eight RBIs over 16 games.

College/Personal: Wark was a two-sport athlete at Cal-Berkley and played one season of football at Oregon State.

He was a member of the Cal baseball team for four seasons from 2011-14 and was a full-time starter his junior season. He hit .228 with five doubles and 18 RBIs over 48 games. In his Cal career he batted .230 with one home run and 24 RBIs over 89 games.

Wark was also a contributor on the Cal football team from 2010-13. He played in 37 games with seven starts mostly at the tight end position. He registered 10 catches for 87 yards and a touchdown, including seven catches for 74 yards as a sophomore.

The multi-sport athlete decided to become a grad-transfer and play his final season of football eligibility at Oregon State. He caught two passes for 29 yards while playing in 12 games for Mike Riley's team in 2014.

Wark was a star at Jesuit (OR) High School. He was first-team All-Metro as a first baseman his senior year leading to his selection in the 38th Round of the MLB Draft by the Braves.

On the high school gridiron, Wark recorded 32 catches for 421 yards and three touchdowns his senior year. He earned first-team All-State honors on defense and second-team All-State on offense. Wark was ranked as the nation's #38 tight end by Scout and was listed as the #6 overall player from Oregon after his senior year.


Year	Team	League	Lvl	Org	Unif	Pos	Age	G	AB	R	H	2B	3B	HR	RBI	SB	CS	BB	SO	HBP	SH	SF	IBB	DP	AVG	OBP	SLG	OPS	TB	XBH	PA	babip	ISO	SecA	wOBA	BB%	SO%	K-BB	HR%	AB/HR	XBH%		
2011	California	Pac10	NCAA-1	Fr	51	1b	19	2	3	0	0	0	0	0	0	0	0	0	1	0	0	0	0	0	.000	.000	.000	.000	0	0	3	.000	.000	.000	.000	0.00	33.33	0.00	0.00	0.00	0.00		
2012	California	Pac10	NCAA-1	So	51	1b	20	12	18	2	5	0	0	0	3	0	0	1	4	0	0	0	0	0	.278	.316	.278	.594	5	0	19	.357	.000	.056	.269	5.26	21.05	4.00	0.00	0.00	0.00		
2013	California	Pac12	NCAA-1	Jr	51	1b	21	48	167	19	38	5	2	0	18	2	1	11	46	5	1	1	0	3	.228	.293	.281	.574	47	7	185	.311	.053	.126	.263	5.95	24.86	4.18	0.00	0.00	18.42		
2014	California	Pac12	NCAA-1		51	1b	22	27	38	4	9	1	0	1	3	0	0	3	11	4	0	0	0	0	.237	.356	.342	.698	13	2	45	.308	.105	.184	.325	6.67	24.44	3.67	2.22	38.00	22.22		
NCAA Totals - 4 Season(s)									Filter	89	226	25	52	6	2	1	24	2	1	15	62	9	1	1	0	3	.230	.303	.288	.591	65	9	252	.311	.058	.128	.000	5.95	24.60	4.13	0.40	226.00	17.31



PLAYER BIOGRAPHIES

#6 BRANT WHITING—C

Ht.: 5-10 Wt.: 190
 Bats: L Throws: R
 Home: East Palo Alto, CA
 College: Stanford University
 DOB: February 6, 1992



Profile: The Saltdogs signed catcher Brant Whiting on January 29, 2018.

Whiting comes to the Saltdogs from the Dodgers organization. In 2017 he played at the High-A, Double-A and Triple-A levels. He hit a combined .317 with one homer and six RBIs over 60 at bats.

He bounced between Rookie ball, Single-A and Triple-A in 2016. Whiting managed to hit .193 with 13 RBIs in 63 games.

Whiting played in 21 games at the Single-A level in 2015. He broke into the professional ranks with the Dodgers' AZL team in 2014 and hit .393 over 25 games.

College/Personal: Whiting spent four years at Stanford before being drafted in the 30th Round in 2014.

He didn't play much his first two seasons but burst into the starting lineup as a junior. The lefty hitter batted .344 with one homer and 19 RBIs over 42 games. Whiting followed up his junior campaign with a solid senior season. He hit .281 with one home run and 24 RBIs in 52 games. He did not commit an error while serving as the Cardinal's starting catcher.

He majored in management science and engineering at Stanford.

The California-native was a four-year varsity starting catcher at Troy High School. He was named League Student-Athlete of the Year and to the region All-Star team as a senior. He was also an Army National Scholar Athlete.

Whiting suffered from severe asthma as a child and nearly died when he was eight. He was put into a medically induced coma for six days while doctors investigated the underlying cause of his attacks. He survived and a medical procedure was able to eliminate about 85% of his symptoms.

Year	Age	AgeDif	Tm	Lg	Lev	Aff	G	PA	AB	R	H	2B	3B	HR	RBI	SB	CS	BB	SO	BA	OBP	SLG	OPS	TB	GDP	HBP	SH	SF	IBB	
2014	22	2.4	Dodgers	ARIZ	Rk	LAD	25	80	61	14	24	1	1	0	6	0	0	13	9	.393	.538	.443	.980	27	3	6	0	0	0	
2015	23	1.6	Great Lakes	MIDW	A	LAD	21	73	63	5	15	2	0	2	3	0	0	9	13	.238	.333	.365	.698	23	1	0	1	0	0	
2016	24	3.0	3 Teams	3 Lgs	A-Rk-AAA	LAD	63	222	176	17	34	9	0	0	13	0	0	38	58	.193	.356	.244	.600	43	4	7	0	1	0	
2016	24	-2.6	Oklahoma City	PCL	AAA	LAD	1	4	4	1	1	0	0	0	0	0	0	0	0	.250	.250	.250	.500	1	0	0	0	0	0	
2016	24	2.4	Great Lakes	MIDW	A	LAD	36	128	98	7	16	4	0	0	8	0	0	24	35	.163	.352	.204	.556	20	2	5	0	1	0	
2016	24	4.2	Dodgers	ARIZ	Rk	LAD	26	90	74	9	17	5	0	0	5	0	0	14	23	.230	.367	.297	.664	22	2	2	0	0	0	
2017	25	1.6	3 Teams	3 Lgs	A+-AA-AAA	LAD	21	72	60	10	19	4	0	1	6	0	0	7	20	.317	.431	.433	.864	26	1	5	0	0	0	
2017	25	-1.4	Oklahoma City	PCL	AAA	LAD	5	9	7	1	3	1	0	0	0	0	0	2	3	.429	.556	.571	1.127	4	0	0	0	0	0	
2017	25	1.0	Tulsa	TL	AA	LAD	4	13	11	3	4	1	0	0	0	0	0	1	4	.364	.462	.455	.916	5	0	1	0	0	0	
2017	25	2.3	Rancho Cucamonga	CALL	A+	LAD	12	50	42	6	12	2	0	1	6	0	0	4	13	.286	.400	.405	.805	17	1	4	0	0	0	
All Levels (4 Seasons)								130	447	360	46	92	16	1	3	28	0	0	67	100	.256	.397	.331	.727	119	9	18	1	1	0



PLAYER BIOGRAPHIES

#25 ERIC WOOTEN—LHP

Ht.: 6-3 Wt.: 195
 Bats: R Throws: L
 Home: Thornton, CO
 College: Central Arizona College
 DOB: March 18, 1990



Profile: The Saltdogs signed left-handed pitcher Eric Wooten on March 6, 2018.

The 28-year-old comes to Lincoln with five seasons of professional experience. He last played in 2015 when he was in the Yankees organization. Wooten pitched in High-A, Double-A and Triple-A in '15 and went 3-8 with a 4.28 ERA. He spent the most time in Scranton/Wilkes-Barre in the International League where he was 2-5 with a 4.66 ERA in 12 appearances.

Wooten was 5-5 with a 3.61 ERA in High-A and Double-A in 2014 and 3-3 with a 1.97 ERA in 2013. He started '13 with the Frontier League's traveling team, the Frontier Greys, and was 4-1 with a 2.50 ERA over six starts before getting plucked by the Yankees.

The lefty was a 15th round draft pick in the 2011 MLB Draft. He reached as high as High-A with the Orioles before being released.

College/Personal: Wooten spent two seasons at Central Arizona College. He was 1-2 with a 3.15 ERA in 16 games as a freshman in 2010. The next season, he improved his numbers to 2-3 with a 1.69 ERA in 25 appearances.

The Vaqueros won the region championship in both of Wooten's seasons. He was an NJCAA Academic All-American both seasons at CAC. MLB players Rich Harden, Ian Kinsler and Doug Jones also attended CAC.

Year	Age	AgeDif	Tm	Lg	Lev	Aff	W	L	W-L%	ERA	RAvg	G	GS	GF	CG	SHO	SV	IP	H	R	ER	HR	BB	IBB	SO	HBP	BK	WP	BF	WHIP	H9	HR9	BB9	SO9	SO/W
2011	21	0.5	Orioles	GULF	Rk	BAL	0	0		3.52	3.52	4	0	0	0	0	0	7.2	6	3	3	1	2	0	6	1	0	0	30	1.043	7.0	1.2	2.3	7.0	3.00
2012	22	0.7	2 Teams	2 Lgs	A-Rk	BAL	4	3	.571	2.55	3.40	14	4	2	0	0	1	53.0	44	20	15	4	9	0	45	2	1	4	214	1.000	7.5	0.7	1.5	7.6	5.00
2012	22	0.4	Delmarva	SALL	A	BAL	2	3	.400	3.46	4.62	11	2	2	0	0	1	39.0	37	20	15	4	6	0	30	2	1	4	163	1.103	8.5	0.9	1.4	6.9	5.00
2012	22	1.6	Orioles	GULF	Rk	BAL	2	0	1.000	0.00	0.00	3	2	0	0	0	0	14.0	7	0	0	0	3	0	15	0	0	0	51	0.714	4.5	0.0	1.9	9.6	5.00
2013	23	1.1	2 Teams	2 Lgs	A+-AA	NYN	3	3	.500	1.97	2.86	12	6	1	0	0	1	50.1	47	16	11	0	6	0	51	6	0	3	204	1.053	8.4	0.0	1.1	9.1	8.50
2013	23	-0.1	Tampa	FLOR	A+	NYN	1	0	1.000	2.45	2.45	3	0	0	0	0	0	7.1	6	2	2	0	2	0	12	0	0	1	30	1.091	7.4	0.0	2.5	14.7	6.00
2013	23	1.3	Charleston	SALL	A	NYN	2	3	.400	1.88	2.93	9	6	1	0	0	1	43.0	41	14	9	0	4	0	39	6	0	2	174	1.047	8.6	0.0	0.8	8.2	9.75
2013	23	-0.9	Greys	FRON	Ind		4	1	.800	2.50	3.40	6	6	0	0	0	0	39.2	32	15	11	1	3	0	37	2	0	2	151	0.882	7.3	0.2	0.7	8.4	12.33
2014	24	0.2	2 Teams	2 Lgs	A+-AA	NYN	5	5	.500	3.61	4.68	17	13	1	0	0	0	92.1	101	48	37	5	21	0	56	6	1	3	394	1.321	9.8	0.5	2.0	5.5	2.67
2014	24	-0.6	Trenton	EL	AA	NYN	3	3	.500	4.08	4.76	7	4	1	0	0	0	39.2	40	21	18	3	11	0	21	4	1	2	171	1.286	9.1	0.7	2.5	4.8	1.91
2014	24	0.8	Tampa	FLOR	A+	NYN	2	2	.500	3.25	4.61	10	9	0	0	0	0	52.2	61	27	19	2	10	0	35	2	0	1	223	1.348	10.4	0.3	1.7	6.0	3.50
2015	25	-0.4	3 Teams	3 Lgs	AAA-A+-AA	NYN	3	8	.273	4.28	4.51	28	15	3	0	0	1	115.2	127	58	55	9	36	1	89	5	2	2	506	1.409	9.9	0.7	2.8	6.9	2.47
2015	25	-2.2	Scranton/Wilkes-Barre	IL	AAA	NYN	2	5	.286	4.66	4.82	12	8	0	0	0	0	56.0	67	30	29	6	16	0	44	2	2	0	247	1.482	10.8	1.0	2.6	7.1	2.75
2015	25	0.5	Trenton	EL	AA	NYN	1	1	.500	4.97	5.28	6	6	0	0	0	0	29.0	31	17	16	2	15	0	17	0	0	1	128	1.586	9.6	0.6	4.7	5.3	1.13
2015	25	2.1	Tampa	FLOR	A+	NYN	0	2	.000	2.93	3.23	10	1	3	0	0	1	30.2	29	11	10	1	5	1	28	3	0	1	131	1.109	8.5	0.3	1.5	8.2	5.60
Year							W	L	W-L%	ERA	RAvg	G	GS	GF	CG	SHO	SV	IP	H	R	ER	HR	BB	IBB	SO	HBP	BK	WP	BF	WHIP	H9	HR9	BB9	SO9	SO/W
Minors (5 seasons)							15	19	.441	3.41	4.09	75	38	7	0	0	3	319.0	325	145	121	19	74	1	247	20	4	12	1348	1.251	9.2	0.5	2.1	7.0	3.34
All Levels (5 Seasons)							19	20	.487	3.31	4.01	81	44	7	0	0	3	358.2	357	160	132	20	77	1	284	22	4	14	1499	1.210	9.0	0.5	1.9	7.1	3.69



FRONT OFFICE STAFF

JIM ABEL, Chairman

Jim Abel is a life-long resident of Lincoln, and the Chairman and CEO of NEBCO Inc., a Lincoln-based company with interests in the manufacture of concrete building materials, road construction, insurance, mining, real estate development and recreation. Jim's interest in baseball dates back to enjoying the Lincoln Chiefs and working concessions during the Chicago Cubs spring training games while attending Arizona State. In 1973, after earning a degree in Business Administration, Jim returned to Lincoln beginning his career on the company's highway asphalt and concrete paving crews. In 1985, Jim succeeded his father, George P. Abel Jr., as President of NEBCO, Inc. In addition, Jim serves as President of the Abel Foundation, which continues the family tradition of returning a measure of the company's success to the community. Jim has also served on many civic and professional boards including the Madonna Rehabilitation Hospital, United Way, University of Nebraska Foundation, Nebraska Game & Parks Foundation, Ameritas, Nelnet, Nebraska Wesleyan, US Bank and the Lincoln Chamber of Commerce.



CHARLIE MEYER, President/General Manager

A native of Arlington, Nebraska, Charlie serves as Treasurer of NEBCO, Inc. and President/General Manager of the Lincoln Salt Dogs. Meyer is a graduate of Doane College, Nebraska College of Business and Colorado School of Banking. He is involved in a number of charitable and community organizations in the Lincoln area, including the following boards: Community Health Charities of Nebraska, United Way Foundation, United Way 2018 Campaign Cabinet, Child Advocacy Board, Nebraska High School Hall of Fame, Founding Board Member of 100's of Lincoln Men Who Care and Chair of the Expansion Committee of the American Association. He and his wife Val, have three children and four grandchildren: Jamie & Ryan Von Sossan, and sons Cole & Lou of Sacramento, CA; Amber & Pete Fencil and daughter Izzy and son Brody of David City, NE; and Brian of Lincoln, NE.



STEVE ZOUCHA, Director of Sales

Zoucha joined the Salt Dogs in 2014, bringing 18 years of sports marketing experience to the organization. He began his career by helping launch the Lincoln Stars USHL franchise as the team's inaugural ticket manager. Zoucha's responsibilities with the Stars grew, and he most recently served the franchise as vice president/director of operations and group sales. A native of the Capital City, Zoucha lives in Lincoln.



BRET BEER, Director of Marketing

After beginning his career in sports administration in 1993, Bret is now in his 17th season with the Salt Dogs organization. He played college baseball at St. Ambrose University in Davenport, Iowa; where he earned a degree in Business Administration and Marketing. Bret also serves on the Board of Directors for the Junior Salt Dogs League, a league that provides youth baseball programs in Lincoln for kids 5-16 years of age. His wife Nancy is an 8th grade teacher at Lux Middle School, and their two sons: Bryce, is graduating from Lincoln East High School and Drew, attends Pius X.





FRONT OFFICE STAFF

ALEX HANUS, Director of Promotions

This is Alex's second year with the Saltdogs as Director of Promotions. She grew up in Omaha Nebraska. Her first two years of college she went to New Mexico Military Institute and played volleyball where she then transferred to University of Nebraska at Omaha and graduated in May of 2017. She worked at UNO as a marketing and promotions intern for 2 years with their hockey, basketball and volleyball teams.



COLTER CLARKE, Ticket Sales Manager

Colter is a 2010 Wayne State College graduate. He interned with the Saltdogs in 2010 and was brought on full time during the 2011 season. After being with Lincoln Stars Hockey for just over four seasons, Colter rejoined the Saltdogs in November of 2014.



DAVE ASCHWEGE, Director of Stadium Operations

After spending 13 seasons as an umpire in the Minor Leagues, Dave joined the Saltdogs organization in October of 2007. He spent 2008 as a ticket account executive, and was named as the director of stadium operations in September. On the field, he served as a Triple-A umpire for eight years, and also worked games in the Dominican Republic Winter League. Between 2002 and 2005, Dave was a fill-in umpire in the Major Leagues, and then worked in the American Association 2006-07. He still umpires some college games in his spare time. Dave and his wife, Peg, have two sons, Jack and Sam, and a daughter, Kathleen.



DAN BUSCH, Asst. Director of Stadium Operations

Dan is entering his fourth year with the Saltdogs as Assistant Director of Stadium Operations. Hailing from the small town of Napoleon, Ohio, Dan graduated from Bowling Green State University with a degree in Sports Management. Dan also spent some time at Ohio University where, as a freshman, he walked on to the football team under former Nebraska Head Coach Frank Solich. This will be Dan's fifth year in professional baseball.



MICHAEL SHIVELY, Director of Broadcasting and Communications

Michael is entering his second season as the "Voice of the Saltdogs". In the offseason, Michael is a news/sports reporter for News Channel Nebraska TV based in Norfolk. He was the Broadcast/Media Relations Assistant with the Gary Southshore Railcats, also of the American Association's Central Division, for the 2016 season. Michael is a native of Lincoln and graduated from the University of Nebraska-Lincoln with a Broadcasting and Advertising/Public Relations degree in May 2016.





FRONT OFFICE STAFF / GROUNDS CREW

CADE McFADDEN, Director of Video Production

Cade is entering his third season as Video Production Manager for the Saltdogs. He worked for HuskerVision and the Saltdogs video production crew before joining the team, and has done work for NET Sports and The Big Ten Network. He is originally from Western Nebraska and moved to Lincoln, where he graduated from the University of Nebraska-Lincoln in 2015 with a Bachelor's of Journalism in Broadcast Production and a Business Minor.



KAYDRA BRODINE, Office Manager

Kaydra is in her second year as the Office Manager for the Lincoln Saltdogs after working as an intern with the team in 2016. She is from Elm Creek, Nebraska and graduated from the University of Nebraska at Kearney in the summer of 2016 with a degree in Sports Management and a minor in Marketing/Management. Kaydra has been playing and watching sports for her entire life and knew she wanted to make it part of her career after watching her older brother play football in college and the NFL.



JEREMY JOHNSON, Athletic Turf Manager

Jeremy was raised in Lincoln, and graduated from Lincoln Southeast high school. He served in the Army on active duty for 8 years, before obtaining a Bachelors of Science in Turfgrass Management from the University of Nebraska-Lincoln. Jermey has been happily married to his wife Lauren for five years now. His previous athletic turf management experience includes an internship here at Haymarket Park in 2011, and with the Philadelphia Phillies in 2012.



JEN ROEBER, Assistant Athletic Turf Manager

Jen is in her 17th year on the grounds crew at Haymarket Park. In addition to her duties with the Saltdogs, Jen is also the head turf manager for the UNL Softball Complex. The Wakefield, NE native earned a degree in Horticulture from Northeast Community College. In her spare time she enjoys camping, fishing and hanging out with her boxer, Ace.



DANIEL THOMAS, Clubhouse Manager

Daniel is returning for his second year with the Saltdogs, first as Clubhouse Manager. He attends the University of Nebraska-Lincoln and is studying Advertising/ Public Relations and History. He also works for the Lincoln Stars Hockey Team as Director of Community Relations and Engagement.





MEDICAL STAFF/LINCOLN ORTHOPAEDIC

Saltdogs Team Medical Director: Douglas Tewes, MD

LOC/Saltdogs Team Physicians: Matthew Reckmeyer, MD, Keith Lawson, MD, Douglas Koch, MD, Robert Vande Guchte, MD, Scott Bigelow, MD, Nicholas Gove, MD, Brandon Seifert, MD, Robert Rentfro, MD, Jason Weber, MD



MATT HONERMAN, Athletic Trainer

Matt was raised in North Platte, NE and received his Bachelor of Science degree in Athletic Training at Nebraska Wesleyan University in Lincoln, where he also played 4 years of college baseball. Matt received his Master of Science degree in Applied Health and Sport Science from Northwest Missouri State University, where he completed a two year athletic training graduate assistantship in Maryville, Missouri. This will be Matt's fourth year with the Lincoln Orthopedic Center and Lincoln Saltdogs. Matt resides in Lincoln with his wife, Tanya.





2018 SALTDogs SCHEDULE

May 17	Sioux City	7:05 pm	July 14	Sioux City	7:05 pm
May 18	Sioux City	7:05 pm	July 15	Sioux City	6:05 pm
May 19	Sioux City	7:05 pm	July 16	Wichita	6:45 pm
May 20	Sioux City	1:05 pm	July 17	Wichita	6:45 pm
May 22	Wichita	6:45 pm	July 18	Wichita	6:45 pm
May 23	Wichita	6:45 pm	July 20	Sioux City	7:05 pm
May 24	Wichita	6:45 pm	July 21	Sioux City	7:05 pm
May 25	Fargo-Moorhead	7:02 pm	July 22	Sioux City	1:05 pm
May 26	Fargo-Moorhead	6:00 pm	July 24	Kansas City	7:05 pm
May 27	Fargo-Moorhead	1:00 pm	July 25	Kansas City	7:05 pm
May 28	Winnipeg	7:00 pm	July 26	Kansas City	7:05 pm
May 29	Winnipeg	7:00 pm	July 27	Sioux City	7:05 pm
May 30	Winnipeg	7:00 pm	July 28	Sioux City	7:05 pm
May 31	Winnipeg	11:00 am	July 29	Sioux City	6:05 pm
June 1	Sioux Falls	7:05 pm	July 31	Winnipeg	6:45 pm
June 2	Sioux Falls	6:05 pm	Aug 1	Winnipeg	6:45 pm
June 3	Sioux Falls	1:05 pm	Aug 2	Winnipeg	6:45 pm
June 4	Fargo-Moorhead	6:45 pm	Aug 3	Sioux Falls	7:05 pm
June 5	Fargo-Moorhead	6:45 pm	Aug 4	Sioux Falls	7:05 pm
June 6	Fargo-Moorhead	6:45 pm	Aug 5	Sioux Falls	1:05 pm
June 8	Cleburne	7:0 pm	Aug 6	Gary SouthShore	7:10 pm
June 9	Cleburne	7:05 pm	Aug 7	Gary SouthShore	7:10 pm
June 10	Cleburne	1:05 pm	Aug 8	Gary SouthShore	7:10 pm
June 11	Texas	7:05 pm	Aug 9	Texas	6:45 pm
June 12	Texas	7:05 pm	Aug 10	Texas	7:05 pm
June 13	Texas	7:05 pm	Aug 11	Texas	7:05 pm
June 14	Texas	7:05 pm	Aug 12	Texas	1:05 pm
June 15	Cleburne	7:06 pm	Aug 14	Wichita	7:05 pm
June 16	Cleburne	7:06 pm	Aug 15	Wichita	7:05 pm
June 17	Cleburne	6:05 pm	Aug 16	Wichita	7:05 pm
June 18	St. Paul	6:45 pm	Aug 17	Texas	7:05 pm
June 19	St. Paul	6:45 pm	Aug 18	Texas	7:05 pm
June 20	St. Paul	6:45 pm	Aug 19	Texas	6:05 pm
June 22	Chicago	7:05 pm	Aug 21	Kansas City	6:45 pm
June 23	Chicago	7:05 pm	Aug 22	Kansas City	11:00 am
June 24	Chicago	1:05 pm	Aug 22	Kansas City	6:45 pm
June 26	Kansas City	7:05 pm	Aug 23	Cleburne	7:06 pm
June 27	Kansas City	7:05 pm	Aug 24	Cleburne	7:06 pm
June 28	Kansas City	7:05 pm	Aug 25	Cleburne	7:06 pm
June 29	Gary SouthShore	7:05 pm	Aug 26	Texas	5:05 pm
June 30	Gary SouthShore	7:05 pm	Aug 27	Texas	6:45 pm
July 1	Gary SouthShore	1:05 pm	Aug 28	Texas	6:45 pm
July 3	Wichita	7:05 pm	Aug 29	Cleburne	6:45 pm
July 4	Wichita	6:05 pm	Aug 30	Cleburne	6:45 pm
July 5	Wichita	7:05 pm	Aug 31	Cleburne	7:05 pm
July 6	St. Paul	7:05 pm	Sept 1	Chicago	7:05 pm
July 7	St. Paul	7:05 pm	Sept 2	Chicago	6:05 pm
July 8	St. Paul	5:05 pm	Sept 3	Chicago	1:05 pm
July 9	Kansas City	6:45 pm			
July 10	Kansas City	6:45 pm			
July 11	Kansas City	6:45 pm			
July 13	Sioux City	7:05 pm			

Home games in bold
All times Central

#BecauseBaseball

#Saltdogs



HISTORY OF THE AMERICAN ASSOCIATION

The American Association is one of the great names in the history of professional baseball leagues in the United States. The first American Association was formed in 1902 as an independent minor league for the larger cities in the mid-western area of the U.S. The original members of the league were the St. Paul Apostles, the Minneapolis Millers, the Kansas City Cowboys, the Toledo Mud Hens, the Indianapolis Indians, the Louisville Colonels, the Milwaukee Brewers, and the Columbus (OH) Senators. The following year (1903), the American Association joined the National Association of Professional Baseball Leagues (the minor league organization), and for the next half century the league was arguably the most influential minor league in all of baseball. Great players such as Ted Williams, Mickey Mantle, Willie Mays and more starred in league ball-parks, and the Junior World Series was a major event in the U.S. sporting world. In 1944 more than 50,000 fans showed up for a crucial JWS game between Louisville and Baltimore.

In 1953 major league baseball saw the first movement of franchises since the turn of the century as the Boston Braves moved to Milwaukee. Over the next decade the American Association would also lose Kansas City, Minneapolis, and St. Paul to major league baseball. At the same time, minor league baseball was undergoing a serious decline. In earlier years, minor league teams could exist without a major league working agreement, but the economics of minor league baseball had changed. It was now imperative to have a major league agreement for a team's survival, but the major leagues were streamlining their list of affiliates. The advent of television, air conditioning, and the suburbs were also a factor in the decline of the minors, and in 1963, the American Association would close its doors. The surviving teams were absorbed by the Pacific Coast League and the International League, the remaining AAA leagues.

In 1969 the American Association returned as the expansion of major league baseball created a

need for more Class AAA farm clubs. The original six members of the returning Association were the Indianapolis Indians, the Omaha Royals, the Tulsa Oilers, the Denver Bears, the Iowa Oaks, and the Oklahoma City 89ers. The following year the league would go to eight clubs with the addition of Wichita and Evansville. The league remained fairly stable until 1997 when minor league baseball decided to realign and the American Association was again dropped. As in the prior demise of the league, teams would be absorbed by the other two AAA leagues.

In the fall of 2005 the possibility of a revival of the American Association was discussed. Teams from two independent leagues, the Northern League and the Central League proposed coming together to form a "super" independent league. Two of the

cities in the discussions, St. Paul and Ft. Worth, had been members of the old American Association, and the geography was similar to that of original league. With the history and precedent set by its namesake, the American Association of Independent Professional Baseball Leagues was formed on October 11, 2005. The expectations were strong for the new league, and the name "American As-

sociation" was again part of the great history of professional baseball. In 2008, Wichita rejoined the league as an expansion team along with Grand Prairie, TX. In 2011 Amarillo replaced Pensacola and the league expanded by four teams, adding the Fargo-Moorhead RedHawks, Gary SouthShore RailCats, Kansas City T-Bones and Winnipeg Goldeyes. The 2012 season welcomed the Laredo (TX) Lemurs and introduced inter-league play with the Can-Am League. In 2017, the Cleburne (TX) Railroaders joined the league, playing in a new \$25 million stadium. Cleburne is part of the dynamic Dallas-Fort Worth metroplex. 2018 saw another addition, the Chicago Dogs. The new North Division squad plays at the brand new Impact Field in Rosemont, IL.

AMERICAN ASSOCIATION: Lincoln, NE, Fargo, ND, Gary, IN, Kansas City, KS, Winnipeg, MB, St. Paul, MN, Sioux City, IA, Sioux Falls, SD, Wichita, KS, Laredo, TX,





MILES WOLFF, COMMISSIONER

Miles Wolff, the American Association commissioner, founded the first modern independent league when six cities in the Upper Midwest and Canada began play in the Northern League in 1993. Under his leadership the Northern League grew to 18 teams by 2002. Currently, he is also commissioner of the Can-Am League, a six-team independent league located in the northeast United States and Québec. Wolff served as the commissioner of the Northeast League from 2003-2004 and the Central League from 2002-2005.



Sporting News Class AA Executive of the Year. Later he was general manager for teams in Anderson, SC, and Jacksonville, FL. He has also served as the play-by-play announcer for the Triple-A Richmond (VA) Braves for one year. In 1980, Wolff turned his attention to ownership. He purchased a Carolina League franchise and re-started the Durham (NC) Bulls. The team enjoyed

tremendous local success initially. Ten years and one Hollywood film later, the Bulls became a national phenomenon.

Wolff was selected as the 79th most important person in baseball history by John Thorn and Alan Schwarz in the eighth edition of Total Baseball: The Ultimate Baseball Encyclopedia. Total Baseball was launched in 1989 and is the most compelling and exhaustive reference series ever devoted to America's pastime. Aside from Thorn and Schwarz, Phil Birnbaum, Bill Deane, Rob Neyer, Donald Dewey, Nicholas Acocella, and Peter Wayner all contributed to the most current edition.

He was recently selected as the one of the best owners in sports by ESPN 25, a history of the network. Written by Charles Hirshberg, the publication celebrates ESPN's silver anniversary and includes lists of best sports quotes, trades, draft-picks, nicknames, uniforms and much more. In addition to Wolff's #8 ranking, the Top Ten Best Owners List includes four Major League Baseball owners, three National Football League owners and two National Basketball Association owners.

Wolff entered baseball in 1971. His first job was general manager of the Atlanta Braves Double-A team in Savannah, GA, where he was named The

Wolff has owned other professional baseball teams in Butte, MT, Asheville, NC, Utica, NY and Pulaski, VA. He currently owns teams in Québec City, Québec and Burlington, NC. He also once owned the Raleigh (NC) IceCaps hockey team. For 18 years he was president and publisher of Baseball America, the trade publication of professional baseball.

Wolff has written two books, *Season of the Owl* (1980), a novel about minor league baseball, and *Lunch at the 5 & 10* (1970), an account of the 1960 Greensboro sit-ins by black students at the Woolworth's eatery. He is also the co-editor of the *Encyclopedia of Minor League Baseball* (1997).

Upon graduating from Johns Hopkins University with a degree in liberal arts, Wolff earned a master's degree in southern history at the University of Virginia. He served active duty as a supply officer in the U.S. Navy from 1967-70 on the USS Charles P. Cecil (DD-835) and USS Puget Sound (AD-38).



AMERICAN ASSOCIATION STAFF

JOSH BUCHHOLZ, EXECUTIVE DIRECTOR

Buchholz was named the Executive Director of the American Association in May, 2018. He has been the Vice President & General Manager of the Fargo-Moorhead RedHawks since October 2005. While with the RedHawks, Buchholz was a part of five league championships (1998, 2003, 2006, 2009, 2010), earned league Executive of the Year honors three times (2008, 2010, 2012) and in 2013 was named to Prairie Business Magazine’s “Top 40 Under 40” business leaders in North Dakota, South Dakota and northwest Minnesota.

Buchholz served as the club’s Director of Media Relations and Director of Baseball Operations before being named the fourth General Manger in franchise history. He joined the organization in 1996 as Clubhouse Manager and was promoted to the front office following the 1997 season.

KEVIN WINN, DIRECTOR OF UMPIRES

Kevin Winn is the Director of Umpires in the American Association. He serves in the same capacity for the Can-Am League. Winn began his professional umpiring career in the Big South League for two years. His collegiate experience includes being selected to work playoff games for Division II and the Junior College World Series. He worked the Division II National Championship in 1994 and the Dutch Major League in 2002. He served as the supervisor of umpires for the Central League from 2001-2005. Winn attended the Joe Brinkman Umpire School in 1985 and is a graduate of Central Connecticut State University.

ALL-TIME A.A. TEAMS—YEARS

Amarillo, TX	2011-2015	Kansas City, MO	1902-54
Buffalo, NY	1985-97	Laredo, TX	2012-2016
Charleston, WV	1952-60	Lincoln, NE	2006-Present
Chicago (Rosemont), IL	2018-Present	Louisville, KY	1902-62, 1982-97
Cleveland, OH	1914-15	Milwaukee, WI	1902-52
Cleburne, TX	2017-Present	Minneapolis, MN	1902-60
Coastal Bend (Robstown, TX)	2006-07	Nashville, TN	1985-97
Columbus, OH	1902-54	New Orleans, LA	1977, 1993-97
Dallas, TX	1959	Oklahoma City, OK	1962, 1969-97
Dallas-Ft. Worth, TX	1960-62	Omaha, NE	1955-59, 1961-62, 1969-97
Denver, CO	1955-62, 1969-92	Pensacola, FL	2006-2010
El Paso, TX	2006-2013	St. Joseph, MO	2006-07
Evansville, IN	1970-84	St. Paul, MN	1902-60, 2006-Present
Fargo, ND	2011-Present	Shreveport, LA	2006-2011
Ft. Worth, TX	1959, 2006-2011	Sioux City, IA	2006-Present
Gary, IN	2011-Present	Sioux Falls, SD	2006-Present
Grand Prairie, TX	2008-Present	Springfield, IL	1978-1981
Houston, TX	1959-61	Toledo, OH	1902-13, 1916-55
Indianapolis, IN	1902-62, 1969-97	Tulsa, OK	1969-76
Des Moines, IA	1969-97	Wichita, KS	1956-58, 70-84, 2008-Present
Joplin, MO	2015-16	Winnipeg, MB	2011-Present
Kansas City, KS	2011-Present		



ROSTER RULES

I. ROSTER SIZE

The roster limit for a American Association club is 23 players. An additional player may be on the disabled list during the regular season. Of those 23 players, a maximum of five may be veterans and minimum of five must be rookies. The remaining players will be designated limited service players and of those LS players only six may be LS-4. Two of these six players may be LS-5.

- A. During the pre-season, a maximum of 28 players may be under contract at any one time without regard to classification. The 23 active player roster must be met two days before the start of the regular season.

II. Definitions

- A. **Year of Service:** A year of service for American Association players is 75 official at bats or

more in a National Association or independent league or leagues, or 30 innings or more pitched in a National Association or independent league or leagues, in any season prior to the present calendar year. For independent and rookie league service, the first two years of service equals one National Association year. For foreign players, the classification and salary level will be determined by the league office.

- B. **Rookie:** A player with **less than** one year of service.
- C. **LS-1:** A player with **less than** two years of service.
- D. **LS-2:** A player with **less than** three years of service.
- E. **LS-3:** A player with **less than** four years of service.
- F. **LS-4:** A player with less than five years of service. One of the six LS-4 players may be an LS-5. An LS-5 player is a player that is becoming a veteran by virtue of spending two (2) years in the American Association. A player may spend only one year as an LS-5. The age rule does not apply to an LS-5.
- G. **Veteran:** A player with five or more years of service. If a player has five or more years of service but has not reached the age of 26 by September 1 of that season, he will be considered an LS-4. If he has not reached the age of 24 by September 1 of that season, he will be considered an LS-3.



CURRENT FRANCHISES

CLEBURNE RAILROADERS

WEBSITE: <http://www.railroaderbaseball.com/>
 GENERAL MANAGER: Bill Adams
 FIELD MANAGER: Gabe Suarez
 OTHER PERSONNEL: Ed Pruitt (Pitching Coach)
 2017 RECORD: 47-53 (2nd, South)
 2018 SCHEDULE vs. LINCOLN: June 8-10 at Lincoln, June 15-17 at Cleburne, August 23-25 at Cleburne, August 29-31 at Lincoln
 STADIUM: The Depot at Cleburne Station (2017)
 Dimensions: 335-400-320 Seating: N/A
LINCOLN IS: 9-6 all-time vs. Cleburne



FARGO-MOORHEAD REDHAWKS

WEBSITE: www.fmredhawks.com
 CHAIRMAN/PRESIDENT & CEO: Bruce Thom
 VP & GENERAL MANAGER: Matt Rau
 FIELD MANAGER: Michael Schlact
 OTHER PERSONNEL: Chris Coste (Hitting), Robby Lopez (Bullpen Coach)
 2017 RECORD: 57-43 (2nd, North)
 2018 SCHEDULE vs. LINCOLN: May 25-27 at Fargo, June 4-6 at Lincoln
 STADIUM: Newman Outdoor Field (1996), a.k.a. "The Nest"
 Dimensions: 318-408-314 Seating: 4,513
LINCOLN IS: 43-65 all-time vs. Fargo-Moorhead



GARY SOUTHSORE RAILCATS

WEBSITE: www.railcatsbaseball.com
 OWNER: Pat & Lindy Salvi
 GENERAL MANAGER: Brian Lyter
 FIELD MANAGER: Greg Tagert
 OTHER PERSONNEL: Bobby Spain (Hitting), Alain Quijano (Pitching)
 2017 RECORD: 57-43, (T-2nd, Central)
 2018 SCHEDULE vs. LINCOLN: June 29-July 1 at Lincoln, August 6-8 at Gary
 STADIUM: U.S. Steel Yard (2002)
 Dimensions: 320-400-335 Seating: 6,000
LINCOLN IS: 58-56 all-time vs. Gary SouthShore



KANSAS CITY T-BONES

WEBSITE: www.tbonesbaseball.com
 OWNER: John Ehler
 VP/GENERAL MANAGER: Chris Browne
 FIELD MANAGER: Joe Calfapietra
 OTHER PERSONNEL: Frank White (First Base Coach), Bill Sobbe (Pitching)
 2017 RECORD: 57-43 (T-2nd, Central)
 2018 SCHEDULE vs. LINCOLN: June 26-28 at Kansas City, July 9-11 at Lincoln, July 24-26 at Kansas City, August 21-22 at Lincoln
 STADIUM: CommunityAmerica Ballpark (2003)
 Dimensions: 300-405-330 Seating: 6,537





CURRENT FRANCHISES

CHICAGO DOGS

WEBSITE: <https://thechicagodogs.com/>
 OWNERS: Shawn Hunter & Steven Gluckstern
 FIELD MANAGER: Butch Hobson
 OTHER PERSONNEL:
 2017 RECORD: N/A
 2018 SCHEDULE vs. LINCOLN: June 22-24 at Lincoln, September 1-3 at Chicago
 STADIUM: Impact Field (2018)
 Dimensions: Seating: 6,300
LINCOLN IS: Has never faced Chicago



SIOUX CITY EXPLORERS

WEBSITE: www.xsbaseball.com
 PRESIDENT: Matt Adamski
 VP/GENERAL MANAGER: Shane Tritz
 FIELD MANAGER: Steve Montgomery
 OTHER PERSONNEL: Bobby Post (Pitching), Matt Passerelle (Hitting)
 2017 RECORD: 46-54 (4th, Central)
 2018 SCHEDULE vs. LINCOLN: May 17-20 at Lincoln, July 13-15 at Sioux City, July 20-22 at Lincoln, July 27-29 at Sioux City
 STADIUM: Lewis & Clark Park (1993)
 Dimensions: 330-400-330 Seating: 3,800
LINCOLN IS: 114-103 all-time vs. Sioux City



SIOUX FALLS CANARIES

WEBSITE: www.sfcanaries.com
 CEO: Tom Garrity
 GENERAL MANAGER: Duell Higbe
 FIELD MANAGER: Mike Meyer
 OTHER PERSONNEL: Ben Moore (Pitching), Eddie Gerald (Hitting)
 2017 RECORD: 45-55 (4th, North)
 2018 SCHEDULE vs. LINCOLN: June 1-3 at Sioux Falls, August 3-5 at Lincoln
 STADIUM: Sioux Falls Stadium (1964), aka "The Birdcage"
 Dimensions: 313-410-312 Seating: 4,462
LINCOLN IS: 108-91 all-time vs. Sioux Falls



ST. PAUL SAINTS

WEBSITE: www.saintsbaseball.com
 CHAIRMAN: Marvin Goldklang
 EXEC. V.P./GENERAL MANAGER: Derek Sharrer
 FIELD MANAGER: George Tsamis
 OTHER PERSONNEL: Kerry Ligtenberg (Pitching), Ole Sheldon (Hitting)
 2017 RECORD: 48-52 (3rd, North)
 2018 SCHEDULE vs. LINCOLN: June 18-20 at Lincoln, July 6-8 at St. Paul
 STADIUM: CHS Field (2015)
 Dimensions: 330-396-320 Seating: 7,140
LINCOLN IS: 107-82 all-time vs. St. Paul





CURRENT FRANCHISES

TEXAS AIRHOGS

WEBSITE: www.airhogsbaseball.com
 CHARIMAN: Gary Elliston
 GENERAL MANAGER: J.T. Onyett
 FIELD MANAGER: John McLaren
 OTHER PERSONNEL: Billy Martin Jr. (Assistant Coach)
 2017 RECORD: 43-57 (3rd in South)
 2018 SCHEDULE vs. LINCOLN: June 11-14 at Texas, August 9-12 at Lincoln, August 26-28 at Lincoln,
 STADIUM: AirHogs Stadium (2008)
 Dimensions: 330-400-330 Seating: 5,445
LINCOLN IS: 29-31 all-time vs. Texas (Grand Prairie)



WICHITA WINGNUTS

WEBSITE: www.wichitawingnuts.com
 OWNERS: Steve Ruud, Nate Robertson, Gary Austerman
 GENERAL MANAGER: Brian Turner
 FIELD MANAGER: Brent Clevlen
 OTHER PERSONNEL: Anthony Capra (Pitching Coach), Jim Foltz (Bench Coach)
 2017 RECORD: 61-38 (1st, South)
 2018 SCHEDULE vs. LINCOLN: May 22-24 at Lincoln, July 3-5 at Wichita, July 16-18 at Lincoln, August 14-16 at Wichita
 STADIUM: Lawrence-Dumont Stadium (1934)
 Dimensions: 330-400-330 Seating: 6,111
LINCOLN IS: 50-52 all-time vs. Wichita



WINNIPEG GOLDEYES

WEBSITE: www.goldeyes.com
 PRESIDENT: Sam Katz
 GENERAL MANAGER: Andrew Collier
 FIELD MANAGER: Rick Forney
 OTHER PERSONNEL: Tom Vaeth (Hitting)
 2016 RECORD: 62-38 (1st, North) AA CHAMPIONS
 2017 SCHEDULE VS. LINCOLN: May 28-31 at Winnipeg, July 31-August 2 at Lincoln
 STADIUM: Shaw Park (1999)
 Dimensions: 325-400-325 Seating: 7,481
LINCOLN IS: 41-67 all-time vs. Winnipeg





ALL-TIME W/L BREAKDOWN

	Home			Road			Total		
	W	L	PCT.	W	L	PCT.	W	L	PCT.
Overall	471	353	.572	388	426	.477	861	781	.524
Day Games	25	29	.463	43	46	.483	68	75	.476
Night Games	411	308	.572	323	353	.478	734	661	.526
One-Run Games	134	85	.612	83	130	.390	217	215	.502
Extra Innings	34	31	.523	33	31	.516	67	62	.519
May	51	36	.586	69	63	.523	127	104	.550
June	131	111	.541	94	108	.465	242	229	.514
July	117	93	.557	101	110	.469	237	210	.530
August	126	82	.606	88	100	.468	228	197	.536
September	8	8	.500	4	12	.250	13	23	.361
First Half	138	92	.600	125	114	.523	263	206	.561
Second Half	144	97	.598	114	115	.498	258	212	.549
AA Playoffs	6	10	.375	5	11	.313	11	21	.344
NL Playoffs	5	3	.625	2	7	.222	7	10	.412
Playoffs (all)	11	13	.458	7	18	.280	18	31	.367
vs. Amarillo	14	6	.700	0	6	.000	14	12	.538
vs. Calgary	0	0	.000	3	1	.750	3	1	.750
vs. Cleburne	6	2	.750	3	4	.429	9	6	.600
vs. Coastal Bend	2	1	.667	0	1	.000	2	2	.500
vs. Duluth-Superior7	2	.778		8	5	.615	15	7	.682
vs. Edmonton	2	1	.667	0	0	.000	2	1	.667
<u>vs. El Paso</u>	<u>22</u>	<u>5</u>	<u>.815</u>	<u>13</u>	<u>9</u>	<u>.591</u>	<u>35</u>	<u>14</u>	<u>.714</u>
vs. Fargo-Moorhead	25	25	.500	18	40	.310	43	65	.398
vs. Fort Worth	6	3	.667	11	8	.579	17	11	.607
vs. Gary	30	29	.508	28	27	.509	58	56	.509
vs. Grand Prairie/Tex.	17	14	.548	12	17	.414	29	31	.483
vs. Joliet	14	11	.560	11	7	.611	25	18	.581
vs. Joplin	1	6	.143	9	5	.643	10	11	.476
vs. Kansas City	34	29	.540	24	28	.462	58	57	.504
vs. Laredo	11	5	.688	3	9	.250	14	14	.500
vs. New Jersey	2	1	.667	2	1	.667	4	2	.667
vs. Newark	-	-	-	2	1	.667	2	1	.667
vs. Pensacola	5	2	.714	9	6	.600	14	8	.636
vs. Quebec	-	-	-	1	3	.250	1	3	.250
vs. Rockland	3	3	.500	2	4	.333	5	7	.417
vs. St. Joe	12	7	.632	9	9	.500	21	16	.568
vs. St. Paul	64	34	.653	43	48	.473	107	82	.566
vs. Salina	6	0	1.000	0	0	N/A	6	0	1.000
vs. Schaumburg	14	12	.538	19	15	.559	33	27	.550
vs. Shreveport-Bossier	6	6	.500	10	6	.625	16	12	.571
vs. Sioux City	57	61	.483	57	45	.559	114	103	.525
vs. Sioux Falls	58	39	.598	50	52	.490	108	91	.543
vs. Trois-Rivieres	1	2	.333	2	1	.667	3	3	.500
vs. Wichita	28	22	.560	22	29	.431	50	52	.490
vs. Winnipeg	27	30	.474	15	38	.283	41	65	.387

Bold indicates current AA Franchise



ALL-TIME HIGHS AND LOWS

Winning Streak	14 Games	5/22/07-6/6/07	St. Joe/Fort Worth/Sioux City/St. Joe/St. Paul
Home Winning Streak	12 Games	5/27/18-6/16/18 7/11/18-7/31/18	Cleburne/Texas/Sioux Falls/Salina/Gary Salina/Cleburne/Wichita/St. Paul
Road Winning Streak	7 Games	8/14/02-8/23/02	Sioux City/Schaumburg
Losing Streak	10 Games	8/15/15-8/24/15	Rockland/Fargo/Sioux City/Joplin
Home Losing Streak	8 Games	7/14/04-8/10/04	Gary/Joliet/Schaumburg
Road Losing Streak	9 Games	7/2/03-7/24/03	St. Paul/Fargo-Moorhead/Joliet/Sioux City/Kansas City
Longest 9-Inning Game*	4:21	September 11, 2009	@ Pensacola (playoff game)
Longest 9-Inning Game	3:51	August 15, 2010	@ St. Paul (regular season)
Longest Extra-Inning Game	5:30	May 15, 2014	at Kansas City (16 innings)
Shortest 9-Inning Game*	1:50	August 28, 2006	vs. St. Paul (playoff game)
Shortest 9-Inning Game	1:56	August 20, 2001	vs. Duluth-Superior (regular season)
Largest Home Crowd	7,979	June 23, 2001	vs. Duluth-Superior
Smallest Home Crowd	1,537	September 3, 2002	vs. Joliet
Largest Away Crowd	13,406	July 4, 2011	@ El Paso
Smallest Away Crowd	300	August 11, 2007	@ St. Joe
Largest Margin of Victory	15	August 3, 2006	vs. St. Paul (16-1)
		May 22, 2005	@ Sioux Falls (18-3)
		May 31, 2011	@ Sioux Falls (20-5)
Largest Margin of Defeat	17	July 17, 2005	vs. Joliet (19-2)



2017 AMERICAN ASSOCIATION STANDINGS

COMPOSITE STANDINGS THROUGH THE END OF REGULAR SEASON

COMPOSITE STANDINGS

TEAM	DIV	GP	W	L	PCT	GB
Winnipeg Goldeyes	North	100	62	38	.620	0.0
Wichita Wingnuts	South	99	61	38	.616	0.5
Lincoln Saltdogs	Central	99	58	41	.586	3.5
Gary SouthShore RailCats	Central	100	57	43	.570	5.0
Fargo-Moorhead RedHawks	North	100	57	43	.570	5.0
Kansas City T-Bones	Central	100	57	43	.570	5.0
St. Paul Saints	North	100	48	52	.470	14.0
Cleburne Railroaders	South	100	47	53	.470	15.0
Sioux City Explorers	Central	100	46	54	.460	16.0
Sioux Falls Canaries	North	100	45	55	.450	17.0
Texas AirHogs	South	100	43	57	.430	19.0
Salina Stockade	South	100	18	82	.180	44.0

NORTH - FINAL DIVISIONAL STANDINGS THROUGH GAMES OF 09/04/2017

TEAM	GP	W	L	PCT	GB	STREAK	LAST10
Winnipeg Goldeyes	100	62	38	.620	0.0	1W	8-2
Fargo-Moorhead RedHawks	100	57	43	.570	5.0	1L	6-4
St Paul Saints	100	48	52	.480	14.0	2L	1-9
Sioux Falls Canaries	100	45	55	.450	17.0	1L	4-6

CENTRAL - FINAL DIVISIONAL STANDINGS THROUGH GAMES OF 09/04/2017

TEAM	GP	W	L	PCT	GB	STREAK	LAST10
Lincoln Saltdogs	99	58	41	.586	0.0	3L	3-7
Gary SouthShore RailCats	100	57	43	.570	1.5	3W	6-4
Kansas City T-Bones	100	57	43	.570	1.5	2W	6-4
Sioux City Explorers	100	46	54	.460	12.5	1W	6-4

SOUTH - FINAL DIVISIONAL STANDINGS THROUGH GAMES OF 09/04/2017

TEAM	GP	W	L	PCT	GB	STREAK	LAST10
Wichita Wingnuts	99	61	38	.616	0.0	6W	8-2
Cleburne Railroaders	100	47	53	.470	14.5	1L	6-4
Texas AirHogs	100	43	57	.430	18.5	1W	5-5
Salina Stockade	100	18	82	.180	43.5	8L	1-9

PLAYOFFS

Wichita over Gary SouthShore - 3 games to 0
 Winnipeg over Lincoln - 3 games to 1

LEAGUE CHAMPIONSHIP SERIES

Winnipeg over Wichita - 3 games to 2



2017 AMERICAN ASSOCIATION TEAM STATS

TEAM TOTALS BATTING STATS

TEAM	DIV	AVG	G	AB	R	H	2B	3B	HR	RBI	TB	BB	IBB	HP	SO	SF	SH	SB	CS	LOB	OBP	SLG	OPS	E
Winnipeg Goldeyes	North	.296	100	3505	607	1036	195	14	100	557	1559	378	15	42	684	46	25	104	26	764	.367	.445	.811	109
Wichita Wingnuts	South	.294	99	3396	617	997	182	27	76	572	1461	414	8	53	744	44	1	118	28	766	.375	.430	.805	85
Sioux City Explorers	Centra	.275	100	3390	470	932	165	18	58	421	1307	335	14	42	684	34	29	112	35	746	.344	.386	.730	101
Lincoln Saltdogs	Centra	.270	99	3348	480	904	153	17	97	450	1382	347	11	74	742	24	19	69	32	737	.349	.413	.762	65
St Paul Saints	North	.268	100	3488	518	934	184	19	112	473	1492	357	8	48	833	32	52	80	13	804	.341	.428	.769	89
Gary SouthShore RailCat	Centra	.261	100	3392	442	887	152	31	39	387	1218	359	11	42	709	42	38	124	32	770	.336	.359	.695	77
Sioux Falls Canaries	North	.259	100	3435	509	890	157	22	102	454	1397	383	10	73	871	28	12	132	30	753	.343	.407	.750	101
Kansas City T-Bones	Centra	.258	100	3459	507	891	152	15	109	463	1400	354	14	51	748	39	35	53	10	752	.332	.405	.737	90
Cleburne Railroaders	South	.257	100	3306	389	848	147	20	33	353	1134	330	6	72	553	29	52	100	40	718	.334	.343	.678	82
Fargo-Moorhead RedHawks	North	.253	100	3290	457	831	167	19	92	411	1312	352	17	43	753	36	18	83	39	681	.329	.399	.728	82
Texas AirHogs	South	.252	100	3249	392	820	153	25	47	353	1164	327	6	46	731	41	18	151	35	689	.326	.358	.684	93
Salina Stockade	South	.238	100	3282	332	781	140	22	45	288	1100	224	5	41	669	20	15	69	35	625	.293	.335	.628	105

TEAM TOTALS PITCHING STATS

TEAM	DIV	ERA	W-L	G	GS	CG	SHO	SV	IP	H	R	ER	BB	IBB	SO	HR	2B	3B	OAVG	WP	HB	BK
Lincoln Saltdogs	Centra	3.45	58-41	99	97	7	3	27	866.1	820	367	332	326	12	720	52	147	28	.251	54	31	3
Wichita Wingnuts	South	3.65	61-38	99	99	4	1	18	866.1	869	397	351	228	7	643	82	172	22	.260	36	44	1
Fargo-Moorhead RedHawks	North	3.80	57-43	100	100	11	3	29	876.1	869	422	370	343	12	794	71	161	16	.260	52	43	8
Cleburne Railroaders	South	3.96	47-53	100	100	3	0	25	897.1	889	441	395	352	9	744	74	151	18	.259	45	61	3
Gary SouthShore RailCats	Centra	4.01	57-43	100	100	5	1	30	900.1	944	444	401	257	10	671	80	162	19	.269	47	25	7
Texas AirHogs	South	4.12	43-57	100	100	4	1	23	869.0	819	466	398	407	2	800	41	141	30	.251	102	71	3
Winnipeg Goldeyes	North	4.18	62-38	100	100	6	3	28	889.1	896	483	413	321	18	751	80	181	19	.261	79	46	5
Kansas City T-Bones	Centra	4.28	57-43	100	100	3	0	28	902.1	860	481	429	407	3	897	71	141	21	.250	84	64	9
Sioux Falls Canaries	North	4.49	45-55	100	100	7	2	23	883.1	969	499	441	297	9	675	78	192	15	.279	59	46	3
St Paul Saints	North	4.76	48-52	100	100	10	3	16	884.0	947	524	467	351	16	685	88	169	9	.276	68	53	2
Sioux City Explorers	Centra	4.91	46-54	100	100	6	2	23	867.1	947	539	473	380	23	742	104	153	19	.276	84	64	6
Salina Stockade	South	6.59	18-82	100	100	7	0	7	798.0	913	652	584	491	4	601	89	174	33	.289	86	78	5

TEAM TOTALS FIELDING STATS

TEAM	DIV	FLD	G	TC	PO	A	E	DP	PB	CS	SBA	RF
Lincoln Saltdogs	Central	.982	99	3639	2607	967	65	86	10	21	83	.459
Gary SouthShore RailCats	Central	.979	100	3695	2686	932	77	78	11	15	95	.449
Cleburne Railroaders	South	.978	100	3680	2686	912	82	80	19	28	134	.449
Fargo-Moorhead RedHawks	North	.977	100	3627	2620	925	82	87	23	14	102	.452
Wichita Wingnuts	South	.977	99	3655	2592	978	85	76	4	25	102	.460
Kansas City T-Bones	Central	.976	100	3698	2699	909	90	81	13	25	162	.446
St Paul Saints	North	.976	100	3780	2651	1040	89	99	8	20	107	.467
Texas AirHogs	South	.975	100	3662	2601	968	93	91	13	48	166	.459
Sioux Falls Canaries	North	.973	100	3747	2648	998	101	78	14	23	118	.461
Sioux City Explorers	Central	.972	100	3578	2599	878	101	61	8	11	91	.449
Winnipeg Goldeyes	North	.971	100	3719	2656	954	109	80	14	18	87	.454
Salina Stockade	South	.969	100	3345	2380	860	105	64	19	23	219	.455

ATTENDANCE

TEAM	YESTERDAY	TOTAL	OPENINGS	AVERAGE
St Paul Saints		406,501	49	8,295
Winnipeg Goldeyes	5,716	219,556	50	4,391
Kansas City T-Bones	3,722	211,599	52	4,069
Gary SouthShore RailCats	3,055	181,612	50	3,632
Fargo-Moorhead RedHawks		176,086	49	3,593
Lincoln Saltdogs		172,712	51	3,386
Wichita Wingnuts	3,249	157,995	52	3,038
Sioux Falls Canaries		113,506	49	2,316
Cleburne Railroaders		103,264	58	1,780
Sioux City Explorers	1,283	58,407	47	1,242
Texas AirHogs	1,244	65,672	56	1,172
TOTALS	18,269	1,866,910	563	3,316



2017 AMERICAN ASSOCIATION LEADERS

LEAGUE LEADERS BATTING TOP 10

BATTER	TEAM	AVG	G	AB	R	H	HR	RBI	BB	SO
*Pleffner, Shawn	WIN	.340	100	391	61	133	10	76	39	62
Chavez, Matt	WIC	.330	84	330	55	109	17	84	39	85
Valera, Cesar	LIN	.327	98	391	70	128	4	52	32	60
*Romanski, Josh	WIN	.324	98	404	74	131	11	81	46	51
Bergin, David	WIN	.323	100	365	74	118	20	77	55	90
Smith, Curt	LIN	.322	95	348	56	112	11	62	57	53
*Willis, Colin	GARY	.319	87	301	54	96	8	49	43	54
Shoemaker, Brady	STP	.318	85	305	71	97	21	56	55	49
Prigatano, Richard	WIC	.316	95	339	67	107	8	61	42	93
Medina, Martin	WIC	.314	86	325	51	102	6	51	35	45

LEAGUE LEADERS PITCHING TOP 10

PITCHER	TEAM	G	W-L	ERA	IP	H
*Alexander, Tyler	FM	21	8-6	2.07	148.0	112
*McGovern, Kevin	WIN	21	13-3	2.56	144.1	115
Wood, Grady	SF	19	8-3	2.71	132.2	108
Herron, Tyler	FM	15	9-3	2.92	108.0	96
Carroll, Scott	KC	15	8-3	2.94	98.0	83
Kussmaul, Ryan	WIC	23	5-5	3.06	82.1	63
Rosario, Charle	WIN	25	11-5	3.06	158.2	148
Medina, Eddie	WIC	17	9-3	3.09	90.1	81
Mortensen, Jared	KC	17	8-1	3.29	82.0	79
Mincey, Patrick	CLE	21	10-8	3.33	138.0	135

AMERICAN ASSOCIATION ALL-STARS

Catcher - Martin Medina, Wichita
 1st Base - Matt Chavez, Wichita
2nd Base - Cesar Valera, Lincoln
 3rd Base - Wes Darvill, Winnipeg
 Shortstop - Andrew Sohn, Winnipeg
 Outfield - Josh Romanski, Winnipeg
 Outfield - Anthony Gallas, St. Paul
 Outfield - Richard Prigatano, Wichita
 Designated Hitter - David Bergin, Winnipeg
 Pitcher of the Year - Tyler Alexander, Fargo-Moorhead
 Relief Pitcher of the Year - Cody Winiarski, Kansas City
Manager of the Year - Bobby Brown, Lincoln
 Defensive Player of the Year - Tony Campana, Sioux City
 Rookie of the Year - Colin Willis, Gary SouthShore
 Executive of the Year - Derek Sharrer, St. Paul
 Organization of the Year - St. Paul Saints
Best Playing Field - Haymarket Park

"Player of the Year" - Josh Romanski, Winnipeg



2017 AMERICAN ASSOCIATION LEADERS

HOME RUNS			WINS			BASES ON BALLS		
BATTER	TEAM	HR	PITCHER	TEAM	W	BATTER	TEAM	BB
Henry, Jabari	SF	29	*McGovern, Kevin	WIN	13	*Mittelstaedt, T.J.	WI	83
Keyes, Kevin	KC	24	Hamburger, Mark	STP	13	Gonzalez, Maikol	CLE	64
Shoemaker, Brady	STP	21	Kane, Tyler	WIC	12	Keyes, Kevin	KC	61
Jacobs, Chris	SF	21	Boshers, Alex	WIC	11	Smith, Curt	LIN	57
Bergin, David	WIN	20	Rosario, Charle	WIN	11	Bergin, David	WIN	55
RBI			SAVES			HOME RUNS ALLOWED		
BATTER	TEAM	RBI	PITCHER	TEAM	SV	PITCHER	TEAM	HRA
Chavez, Matt	WIC	84	Abreu, Winston	CLE	25	*Sneed, Kramer	SC	22
Abercrombie, Reggie	WIN	81	Wagner, Michael	LIN	21	Obrien, Mikey	WIN	21
Keyes, Kevin	KC	81	Chaffee, Ryan	WIN	21	*Forsythe, Cody	SC	20
*Romanski, Josh	WIN	81	Winiarski, Cody	KC	21	Cooper, Jordan	WIC	16
Clevlen, Brent	WIC	78	Francescon, PJ	SC	18	*Bircher, Joe	SF	16
STOLEN BASES			STRIKEOUTS			EXTRA-BASE HITS		
BATTER	TEAM	SB	PITCHER	TEAM	SO	BATTER	TEAM	XBH
#Rondon, Alvaro	TEX	60	*Alexander, Tyler	FM	167	Bergin, David	WIN	55
Grider, Casio	TEX	40	Rosario, Charle	WIN	132	Clevlen, Brent	WIC	44
Motl, Dan	SF	37	*McGovern, Kevin	WIN	118	Shoemaker, Brady	STP	44
*Campana, Tony	SC	35	Almarante, Jose	FM	118	Keyes, Kevin	KC	44
Prigatano, Richard	WIC	34	Wood, Grady	SF	117	Henry, Jabari	SF	43
AT BATS			GAMES			ON BASE PERCENTAGE		
BATTER	TEAM	AB	PITCHER	TEAM	G	BATTER	TEAM	OBP
Hanson, Nate	STP	409	Capellan, Victor	WIN	50	*Mittelstaedt, T.J.	WIC	.436
Abercrombie, Reggie	WIN	404	Winiarski, Cody	KC	47	Shoemaker, Brady	STP	.435
*Romanski, Josh	WIN	404	Ortega, Jose	SF	45	Bergin, David	WIN	.430
*Lemon, Marcus	KC	402	Chaffee, Ryan	WIN	45	Smith, Curt	LIN	.424
*Stringer, Christian	WIC	398	Sides, Grant	KC	45	*Willis, Colin	GARY	.407
GAMES			GAMES STARTED			SLUGGING PERCENTAGE		
BATTER	TEAM	G	PITCHER	TEAM	GS	BATTER	TEAM	SLG
Abercrombie, Reggie	WIN	100	*Gunn, Alex	GARY	25	Henry, Jabari	SF	.617
Gonzalez, Maikol	CLE	100	Rosario, Charle	WIN	25	Shoemaker, Brady	STP	.603
Mazzola, Josh	FM	100	Hamburger, Mark	STP	22	Bergin, David	WIN	.589
*Kang, K.D.	FM	100	OBrien, Mikey	WIN	22	I Gallas, Anthony	STP	.582
*Pleffner, Shawn	WIN	100	*McGovern, Kevin	WIN	21	Keyes, Kevin	KC	.558
RUNS			COMPLETE GAMES			STRIKEOUTS		
BATTER	TEAM	R	PITCHER	TEAM	CG	BATTER	TEAM	SO
Sohn, Andrew	WIN	88	Hamburger, Mark	STP	7	Jacobs, Chris	SF	121
*Stringer, Christian	WIC	88	*Alexander, Tyler	FM	4	Mazzola, Josh	FM	111
*Mittelstaedt, T.J.	WIC	83	*McGovern, Kevin	WIN	3	Adams, Trever	FM	111
Clevlen, Brent	WIC	77	Boshers, Alex	WIC	3	Abercrombie, Reggie	WIN	110
*Romanski, Josh	WIN	74	*Gunn, Alex	GARY	3	Reynolds, Burt	SF	110
HITS			SHUTOUTS			STOLEN BASE PERCENTAGE		
BATTER	TEAM	H	PITCHER	TEAM	SHO	BATTER	TEAM	SBP
*Pleffner, Shawn	WIN	133	*McGovern, Kevin	WIN	2	*Carter, Kes	STP	1.000
*Romanski, Josh	WIN	131	*Alexander, Tyler	FM	2	*Colwell, Tim	STP	.957
Valera, Cesar	LIN	128	Boshers, Alex	WIC	1	Lang, Michael	SC	.947
*Stringer, Christian	WIC	122	Waite, Benji	FM	1	Caillouet, Jordan	SAL	.923
*Campana, Tony	SC	119	Wood, Grady	SF	1	*Ray, Jayce	SC	.917
TOTAL BASES			INNINGS PITCHED			HIT BY PITCH		
BATTER	TEAM	TB	PITCHER	TEAM	IP	BATTER	TEAM	HP
Bergin, David	WIN	215	Hamburger, Mark	STP	172.0	Bergin, David	WIN	16
Keyes, Kevin	KC	203	Rosario, Charle	WIN	158.2	Wagner, Ryan	TEX	15
Henry, Jabari	SF	200	*Gunn, Alex	GARY	152.2	Valera, Cesar	LIN	15
*Pleffner, Shawn	WIN	195	*Alexander, Tyler	FM	148.0	Glasser, Mitch	CLE	14
*Romanski, Josh	WIN	191	*McGovern, Kevin	WIN	144.1	Mazzola, Josh	FM	13
DOUBLES			LOSSES			TRIPLES		
BATTER	TEAM	2B	PITCHER	TEAM	L	BATTER	TEAM	3B
Clevlen, Brent	WIC	34	*Smith, Brian	SAL	11	Motl, Dan	SF	9
Bergin, David	WIN	33	*Johnson, Hobbs	SC	9	*Mittelstaedt, T.J.	WIC	8
*Pleffner, Shawn	WIN	30	Marks, Troy	SF	8	Valera, Cesar	LIN	7
*Romanski, Josh	WIN	27	*Forsythe, Cody	SC	8	*Ahart, Devan	FM	6
Prigatano, Richard	WIC	26	Mincey, Patrick	CLE	8	*Fitzgerald, Ryan	GARY	6
WALKS			BB			WALKS		
BATTER	TEAM	BB	PITCHER	TEAM	BB	BATTER	TEAM	BB
Motl, Dan	SF	9	*Bach, Connor	SAL	68	*Mittelstaedt, T.J.	WIC	8
*Mittelstaedt, T.J.	WIC	8	Zimmerman, Ryan	STP	59	Valera, Cesar	LIN	7
Valera, Cesar	LIN	7	Drummond, Calvin	TEX	58	*Ahart, Devan	FM	6
*Ahart, Devan	FM	6	Waite, Benji	FM	54	*Fitzgerald, Ryan	GARY	6
*Fitzgerald, Ryan	GARY	6	*Freeman, Michael	TEX	54			



2017 SALTDogs GAME-BY-GAME RESULTS

DATE	OPPONENT	SCORE	RESULT	RECORD	WINNER	LOSER	SAVE
05/19	AT Kansas City T-Bon	2-3	L	0-1	47 - Aaron Brooks	6 - Zac Person	35 - Cody Winiarski
05/20	AT Kansas City T-Bon	4-2	W	1-1	19 - Carlos Pimentel	32 - Luis Paula	24 - Michael Wagner
05/21	AT Kansas City T-Bon	4-3	W	2-1	25 - Robby Rowland	10 - Myles Smith	27 - Josh Laxer
05/22	AT Sioux City Explor	0-8	L	2-2	50 - Todd Eaton	20 - Leuris Gomez	
05/23	AT Sioux City Explor	2-7	L	2-3	34 - Hobbs Johnson	18 - Seth Webster	
05/24	AT Sioux City Explor	2-3	L	2-4	33 - Keith Picht	24 - Michael Wagner	20 - PJ Francescon
05/25	Cleburne Railroaders	2-5	L	2-5	18 - Patrick Mincey	21 - Derek Gordon	
05/26	Cleburne Railroaders	1-4	L	2-6	44 - Josh Hodges	25 - Robby Rowland	23 - Winston Abreu
05/27	Cleburne Railroaders	7-1	W	3-6	20 - Leuris Gomez	19 - Santos Arias	24 - Michael Wagner
05/28	Cleburne Railroaders	8-4	W	4-6	19 - Carlos Pimentel	26 - Jorge Martinez	
05/29	Texas AirHogs	5-4	W	5-6	3 - J.R. Bunda	25 - Luis De La Cruz	
05/30	Texas AirHogs	4-3	W	6-6	93 - Cameron McVey	23 - Jacob Morris	
05/31	Texas AirHogs	4-3	W	7-6	24 - Michael Wagner	41 - Roman Gomez	
06/02	AT Winnipeg Goldeyes	11-1	W	8-6	17 - Matt Portland	30 - Zack Dodson	
06/03	AT Winnipeg Goldeyes	3-5	L	8-7	40 - Mitchell Lambson	20 - Leuris Gomez	25 - Ryan Chaffee
06/04	AT Winnipeg Goldeyes	2-5	L	8-8	20 - Kevin McGovern	6 - Zac Person	25 - Ryan Chaffee
06/06	Sioux Falls Canaries	7-6	W	9-8	3 - J.R. Bunda	17 - Josh Ferrell	
06/07	Sioux Falls Canaries	1-0	W	10-8	3 - J.R. Bunda	32 - James Jones	
06/08	Sioux Falls Canaries	4-1	W	11-8	18 - Seth Webster	35 - Troy Marks	27 - Cameron McVey
06/09	Salina Stockade	10-5	W	12-8	36 - Bennett Parry	17 - Ethan Rosebeck	
06/10	Salina Stockade	5-4	W	13-8	3 - J.R. Bunda	30 - Skylar Hunter	24 - Michael Wagner
06/11	Salina Stockade	17-4	W	14-8	21 - Derek Gordon	20 - Brian Smith	
06/12	AT Fargo-Moorhead Re	4-5	L	14-9	27 - Will Solomon	6 - Ben McKendall	43 - Casey Weathers
06/13	AT Fargo-Moorhead Re	2-0	W	15-9	19 - Carlos Pimentel	31 - Tyler Alexander	
06/14	AT Fargo-Moorhead Re	7-4	W	16-9	18 - Seth Webster	26 - Jose Almarante	24 - Michael Wagner
06/15	AT Fargo-Moorhead Re	11-9	W	17-9	20 - Leuris Gomez	34 - Cesilio Pimentel	27 - Cameron McVey
06/16	Gary SouthShore Rail	4-3	W	18-9	6 - Ben McKendall	31 - Ryan Fritze	24 - Michael Wagner
06/17	Gary SouthShore Rail	4-5	L	18-10	29 - Jorge De Leon	12 - Fabio Martinez	
06/18	Gary SouthShore Rail	11-6	W	19-10	19 - Carlos Pimentel	50 - Carlos Diaz	
06/19	Winnipeg Goldeyes	7-4	W	20-10	3 - J.R. Bunda	37 - Victor Capellan	24 - Michael Wagner
06/20	Winnipeg Goldeyes	4-3	W	21-10	20 - Leuris Gomez	25 - Ryan Chaffee	
06/21	Winnipeg Goldeyes	2-5	L	21-11	20 - Kevin McGovern	21 - Derek Gordon	25 - Ryan Chaffee
06/22	AT Texas AirHogs	4-3	W	22-11	20 - Leuris Gomez	20 - Billy Waltrip	24 - Michael Wagner
06/23	AT Texas AirHogs	4-2	W	23-11	19 - Carlos Pimentel	22 - T.J. Bozeman	24 - Michael Wagner
06/24	AT Texas AirHogs	1-2	L	23-12	32 - Michael Freeman	18 - Seth Webster	25 - Luis De La Cruz
06/25	AT Texas AirHogs	1-4	L	23-13	33 - Tyler Bremer	6 - Ben McKendall	25 - Luis De La Cruz
06/27	Kansas City T-Bones	6-5	W	24-13	21 - Derek Gordon	41 - Grant Sides	
06/28	Kansas City T-Bones	4-12	L	24-14	17 - Calvin Drummond	19 - Carlos Pimentel	
06/29	Kansas City T-Bones	3-4	L	24-15	11 - Gabe Perez	18 - Seth Webster	35 - Cody Winiarski
06/30	Fargo-Moorhead RedHa	1-6	L	24-16	24 - Tyler Herron	6 - Ben McKendall	
07/01	Fargo-Moorhead RedHa	2-4	L	24-17	27 - Will Solomon	41 - Brian McAfee	
07/03	AT Texas AirHogs	3-1	W	25-17	24 - Michael Wagner	25 - Luis De La Cruz	
07/04	AT Texas AirHogs	4-5	L	25-18	32 - Michael Freeman	19 - Carlos Pimentel	25 - Luis De La Cruz
07/05	AT Texas AirHogs	0-4	L	25-19	33 - Tyler Bremer	18 - Seth Webster	
07/06	AT Cleburne Railroad	1-4	L	25-20	18 - Patrick Mincey	20 - Leuris Gomez	23 - Winston Abreu
07/07	AT Cleburne Railroad	3-0	W	26-20	41 - Brian McAfee	26 - Jorge Martinez	24 - Michael Wagner
07/08	AT Cleburne Railroad	7-1	W	27-20	21 - Derek Gordon	10 - Dylan Mouzakes	
07/09	AT Cleburne Railroad	1-2	L	27-21	40 - Harrison Lee	19 - Carlos Pimentel	23 - Winston Abreu
07/11	Salina Stockade	8-2	W	28-21	18 - Seth Webster	20 - Brian Smith	
07/12	Salina Stockade	3-1	W	29-21	41 - Brian McAfee	8 - Troy Mannebach	
07/13	Salina Stockade	9-0	W	30-21	21 - Derek Gordon	53 - Connor Bach	
07/14	Cleburne Railroaders	7-1	W	31-21	23 - Cesilio Pimentel	10 - Dylan Mouzakes	
07/15	Cleburne Railroaders	7-6	W	32-21	19 - Carlos Pimentel	40 - Harrison Lee	24 - Michael Wagner
07/16	Cleburne Railroaders	5-1	W	33-21	18 - Seth Webster	27 - Alberto Rodriguez	24 - Michael Wagner
07/17	Cleburne Railroaders	7-0	W	34-21	41 - Brian McAfee	18 - Patrick Mincey	
07/18	AT Kansas City T-Bon	6-5	W	35-21	21 - Derek Gordon	1 - Scott Carroll	24 - Michael Wagner
07/19	AT Kansas City T-Bon	5-2	W	36-21	25 - Robby Rowland	33 - Matt Sergey	24 - Michael Wagner
07/20	AT Kansas City T-Bon	3-6	L	36-22	17 - Calvin Drummond	19 - Carlos Pimentel	
07/21	Wichita Wingnuts	4-3	W	37-22	3 - J.R. Bunda	25 - Seth Harvey	
07/22	Wichita Wingnuts	10-1	W	38-22	41 - Brian McAfee	31 - Ryan Kussmaul	
07/23	Wichita Wingnuts	8-2	W	39-22	21 - Derek Gordon	17 - Jordan Cooper	
07/27	AT Sioux Falls Canar	4-6	L	39-23	32 - James Jones	12 - Fabio Martinez	3 - Jose Ortega
07/28	AT Sioux Falls Canar	8-4	W	40-23	39 - Shairon Martis	30 - Dylan Thompson	
07/29	AT Sioux Falls Canar	6-3	W	41-23	24 - Michael Wagner	3 - Jose Ortega	27 - Cameron McVey
07/30	St Paul Saints	8-4	W	42-23	12 - Fabio Martinez	18 - Brandon Peterson	3 - J.R. Bunda
07/31	St Paul Saints	13-2	W	43-23	21 - Derek Gordon	10 - Benji Waite	13 - Dimitri Kourtis
08/01	St Paul Saints	1-2	L	43-24	41 - Mark Hamburger	39 - Shairon Martis	
08/03	Kansas City T-Bones	14-4	W	44-24	19 - Carlos Pimentel	23 - Chris Perry	
08/04	Kansas City T-Bones	2-9	L	44-25	1 - Scott Carroll	23 - Cesilio Pimentel	
08/05	Kansas City T-Bones	6-3	W	45-25	21 - Derek Gordon	11 - Gabe Perez	24 - Michael Wagner
08/06	Kansas City T-Bones	4-3	W	46-25	3 - J.R. Bunda	7 - Jeff Walters	24 - Michael Wagner
08/07	AT Wichita Wingnuts	2-3	L	46-26	16 - Tyler Kane	36 - Bennett Parry	12 - Austin Boyle
08/08	AT Wichita Wingnuts	6-5	W	47-26	3 - J.R. Bunda	25 - Seth Harvey	24 - Michael Wagner
08/10	Sioux City Explorers	3-5	L	47-27	22 - Cody Forsythe	23 - Cesilio Pimentel	20 - PJ Francescon
08/11	Sioux City Explorers	4-6	L	47-28	33 - Keith Picht	9 - Nigel Nootbaar	20 - PJ Francescon
08/12	Sioux City Explorers	4-1	W	48-28	39 - Shairon Martis	34 - Hobbs Johnson	24 - Michael Wagner
08/13	Sioux City Explorers	5-4	W	49-28	3 - J.R. Bunda	20 - PJ Francescon	
08/14	AT Cleburne Railroad	5-6	L	49-29	1 - Casey Upperman	12 - Fabio Martinez	23 - Winston Abreu
08/15	AT Cleburne Railroad	6-7	L	49-30	21 - Laetten Galbraith	13 - Dimitri Kourtis	23 - Winston Abreu
08/16	AT Cleburne Railroad	4-1	W	50-30	21 - Derek Gordon	10 - Dylan Mouzakes	24 - Michael Wagner

CONTINUED ON NEXT PAGE...



2017 SALTDogs GAME-BY-GAME RESULTS

08/18 AT Sioux City Explor	8-2	W	51-30	39 - Shairon Martis	16 - Kramer Sneed	
08/19 AT Sioux City Explor	10-4	W	52-30	36 - Bennett Parry	33 - Keith Picht	
08/20 AT Sioux City Explor	13-7	W	53-30	18 - Seth Webster	50 - Justin Vernia	
08/21 Gary SouthShore Rail	8-5	W	54-30	13 - Dimitri Kourtis	46 - Aryton Costa	24 - Michael Wagner
08/22 Gary SouthShore Rail	9-10	L	54-31	11 - Jeff McKenzie	21 - Derek Gordon	29 - Jorge De Leon
08/23 Gary SouthShore Rail	4-5	L	54-32	40 - Sam Myers	24 - Michael Wagner	35 - Drasen Johnson
08/24 Gary SouthShore Rail	1-4	L	54-33	53 - Daniel Minor	36 - Bennett Parry	29 - Jorge De Leon
08/25 Sioux City Explorers	5-4	W	55-33	12 - Fabio Martinez	12 - Chris Powell	24 - Michael Wagner
08/26 Sioux City Explorers	4-6	L	55-34	50 - Justin Vernia	23 - Parker Frazier	17 - Ryan Flores
08/27 Sioux City Explorers	4-9	L	55-35	22 - Cody Forsythe	13 - Dimitri Kourtis	
08/28 AT Fargo-Moorhead Re	7-1	W	56-35	39 - Shairon Martis	38 - Benji Waite	
08/28 AT Fargo-Moorhead Re	0-7	L	56-36	31 - Tyler Alexander	9 - Brian Smith	
08/29 AT Fargo-Moorhead Re	7-1	W	57-36	36 - Bennett Parry	39 - Tyler Stirewalt	
08/30 AT Fargo-Moorhead Re	0-4	L	57-37	37 - Trey McNutt	3 - J.R. Bunda	
08/31 AT Fargo-Moorhead Re	2-3	L	57-38	37 - Trey McNutt	24 - Michael Wagner	43 - Casey Weathers
09/01 AT Gary SouthShore R	3-1	W	58-38	3 - J.R. Bunda	95 - Daniel Minor	24 - Michael Wagner
09/02 AT Gary SouthShore R	1-4	L	58-39	40 - Sam Myers	21 - Derek Gordon	29 - Jorge De Leon
09/03 AT Gary SouthShore R	1-2	L	58-40	29 - Jorge De Leon	27 - Cameron McVey	
09/04 AT Gary SouthShore R	2-3	L	58-41	95 - Daniel Minor	23 - Parker Frazier	

2017 SALTDogs TEAM STATISTICS

LINCOLN SALTDogs INDIVIDUAL BATTING STATS

PLAYER	AVG	G	GS	AB	R	H	2B	3B	HR	RBI	TB	BB	IBB	HP	SO	SF	SH	SB	CS	PA	OBP	SLG	OPS	E
Valera, Cesar	.327	98	98	391	70	128	19	7	4	52	173	32	0	15	60	2	0	9	4	440	.398	.442	.840	8
Smith, Curt	.322	95	95	348	56	112	20	0	11	62	165	57	5	8	53	4	0	3	0	417	.424	.474	.899	2
Robbins, Joe	.302	49	43	169	24	51	12	4	7	23	92	17	0	4	41	0	2	8	4	192	.379	.544	.923	2
*Mendonca, Tommy	.291	49	41	158	22	46	7	1	6	28	73	7	1	11	40	3	1	1	1	180	.358	.462	.820	7
*Maggio, Nathaniel	.288	49	45	177	19	51	11	1	7	35	85	16	1	2	49	1	0	2	0	196	.352	.480	.832	2
Oduber, Randolph	.286	94	92	353	47	101	18	0	17	60	170	18	1	6	90	4	0	3	3	381	.328	.482	.810	2
Ricardo, Dashenko	.270	69	67	248	24	67	7	0	6	29	92	14	0	1	79	2	2	0	0	267	.309	.371	.680	4
Jacobs, Brandon	.249	97	97	373	51	93	17	1	12	49	148	45	2	3	82	2	0	8	1	423	.333	.397	.730	4
Ibarra, Christian	.243	84	84	304	46	74	12	0	7	37	107	47	0	7	64	4	0	2	2	362	.354	.352	.706	9
Dean, Brent	.225	55	47	173	23	39	5	1	5	19	61	14	0	6	36	1	2	10	3	196	.304	.353	.657	6
Marin, Ivan	.218	78	63	216	30	47	8	0	0	9	55	27	0	2	40	0	10	6	3	255	.310	.255	.565	6
Martinez, Juan	.180	15	13	50	6	9	1	0	3	7	19	7	0	0	9	1	0	0	0	58	.276	.380	.656	3

TEAM TOTAL BATTING STATS

AVG	G	AB	R	H	2B	3B	HR	RBI	TB	BB	IBB	HP	SO	SF	SH	SB	CS	PA	OBP	SLG	OPS	E
.270	99	3348	480	904	153	17	97	450	1382	347	11	74	742	24	19	69	32	3812	.349	.413	.762	57

LINCOLN SALTDogs INDIVIDUAL PITCHING STATS

PLAYER	ERA	W-L	G	GS	CG	SHO	SV	IP	H	R	ER	BB	IBB	SO	HR	2B	3B	BF	OAVG	WP	HB	BK
P Bee, Alex	0.00	0-0	1	0	0	0	0	1.0	0	0	0	0	0	0	1	0	0	0	.000	0	0	0
McVey, Cameron	1.62	1-1	36	0	0	0	3	33.1	30	10	6	13	1	48	0	4	1	145	.236	5	1	0
*Parry, Bennett	1.93	3-2	13	13	0	0	0	79.1	71	19	17	27	1	62	4	12	1	325	.241	2	2	1
Martis, Shairon	2.01	4-1	7	6	0	0	0	40.1	30	9	9	11	0	32	0	7	1	163	.200	3	0	0
1 Orosey, Brad	2.08	0-0	4	0	0	0	0	4.1	6	2	1	2	1	3	0	2	1	22	.316	0	1	0
*Crosby, Casey	2.16	0-0	16	0	0	0	0	16.2	11	4	4	12	0	17	0	1	1	71	.193	2	0	0
Bunda, J.R.	2.49	10-1	41	0	0	0	1	50.2	38	14	14	15	4	40	1	9	1	198	.220	3	5	0
Wagner, Michael	2.84	3-3	39	0	0	0	21	44.1	42	16	14	17	0	35	2	7	1	189	.253	3	0	0
Kourtis, Dimitri	3.40	1-2	26	3	0	0	1	53.0	58	20	20	25	1	34	1	11	1	233	.284	0	2	0
Gordon, Derek	3.46	9-4	19	17	3	1	0	114.1	96	46	44	44	1	97	10	15	4	477	.225	7	3	0
Webster, Seth	3.56	5-4	17	17	0	0	0	101.0	105	40	40	13	0	82	8	17	5	413	.269	1	4	0
Martinez, Fabio	4.00	2-3	35	0	0	0	0	45.0	35	23	20	24	0	30	1	6	2	191	.217	6	1	0
I*Smith, Brian	4.63	0-1	2	2	1	0	0	11.2	16	8	6	7	0	4	2	4	0	55	.333	1	0	0
Frazier, Parker	9.00	0-2	4	3	0	0	0	12.0	16	12	12	8	0	7	2	2	1	59	.320	1	0	1

TEAM TOTAL PITCHING STATS

ERA	G	GS	CG	SHO	SV	IP	H	R	ER	BB	IBB	SO	HR	2B	3B	BF	OAVG	WP	HB	BK
3.45	99	97	7	3	27	866.1	820	367	332	326	12	720	52	147	28	3683	.251	54	31	3



INDIVIDUAL GAME RECORDS

BATTING

At Bats	8	9 Times/Most Recent: Bryan Warner at St. Joe, August 11, 2006
Runs Scored	5	2 Times/Most Recent: Rafael Alvarez at El Paso, June 19, 2010**
Hits	5	18 Times/Most Recent: Joe Robbins, vs. Sioux City, August 10, 2017
RBI's	8	2 Times/Most Recent: Ian Gac vs. Laredo, July 7, 2014
Doubles	4	Brett Cooley at El Paso, July 30, 2007**
Triples	2	Evan Tartaglia vs. St. Paul, July 24, 2006
Home Runs	3	2 Times/Most Recent: Bryan Pounds vs. Gary, August 11, 2013
Total Bases	15	Cory Harris at Sioux City, June 5, 2005
Walks	4	5 Times/Most Recent: Chad Mozingo vs. Sioux City, August 29, 2014
Strikeouts	5	2 Times/Most Recent: Randolph Oduber vs. Sioux Falls, June 7, 2017
Grounded into DP	3	Dan Underwood at Winnipeg, August 26, 2005
Sacrifice Hits	2	12 Times/Most Recent: Brandon Pinckney vs. St. Paul, August 24, 2014
Sacrifice Flies	3	Seth Pietsch at Sioux City, July 3, 2007
Stolen Bases	3	8 Times/Most Recent: Brendan O'Brien vs. Salina, June 9, 2017
Caught Stealing	2	8 Times/Most Recent: Matt Forgatch vs. Kansas City, August 13, 2015
Hit By Pitch	2	13 Times/Most Recent: Rene Leveret vs. Kansas City, June 29, 2016
Intentional Walks	2	5 Times/Most Recent: Mario Delgado vs. St. Paul, July 19, 2008

FIELDING

Putouts	20	Pichi Balet vs. Kansas City, June 10, 2005
Assists	9	5 Times/Most Recent: Albenis Machado vs. Sioux Falls, July 24, 2010
Errors	4	Michael Pierre at Fort Worth, May 20, 2006
Passed Balls	2	10 Times/Most Recent: Max Ayoub at Winnipeg, September 7, 2015
Caught Stealing By	3	Tyler Smith at Laredo, July 2, 2014
Stolen Bases Against	8	Matt Duchek vs. St. Paul, June 30, 2007**

PITCHING

Innings Pitched	9.1	Brian Rodaway vs. Schaumburg, August 24, 2005
Runs Allowed	12	2 Times/Most Recent: Nick Green at Wichita; August 20, 2014
Earned Runs	12	2 Times/Most Recent: Nick Green at Wichita; August 20, 2014
Walks Allowed	8	3 Times/Most Recent: Zachary Varce at Kansas City, May 18, 2014
Strikeouts	14	2 Times/ Most Recent: Joe Bisenius at Sioux Falls, August 26, 2014
Hits Allowed	13	Casey Collins vs. Kansas City, July 16, 2015
Doubles Allowed	5	3 Times/Most Recent: Thomas Ford at Gary, May 24, 2004
Triples Allowed	3	Brett Black vs. Duluth-Superior, June 9, 2002
Home Runs Allowed	4	2 times/Most Recent: Dan Reichert at Sioux Falls, June 27, 2007
Wild Pitches	5	Brian Campbell at Sioux City, July 7, 2009**
Hit Batters	3	3 times/Most Recent: Ryan Dittfurth at Wichita, July 13, 2008
Sac Flies Allowed	2	5 times/Most Recent: Pete Parise vs. Sioux City, June 8, 2013
Sac Hits Allowed	2	13 times/Most Recent: Zac Cline vs. Wichita, August 12, 2009
Batters Faced	40	Derek Gordon vs. Salina, June 11, 2017

** — American Association record



INDIVIDUAL GAME RECORDS

Most at bats

8; Bryan Warner; at St. Joe; August 11, 2006
8; Brett Cooley; at Sioux City; June 28, 2006
8; Cory Harris; at Sioux City; June 28, 2006
8; Bryan Warner; at Schaumburg; July 13, 2005
8; Jake Whitesides; at Schaumburg; July 13, 2005
8; Jorge Moreno; Kansas City; August 20, 2004
8; Charles Peterson; Kansas City; August 20, 2004
8; Bryan Warner; Kansas City; August 20, 2004
8; Bryan Warner; at Schaumburg; June 10, 2003

Most runs scored

5; Rafael Alvarez; at El Paso; June 19, 2010
5; Brett Cooley; at El Paso; July 30, 2007

Most hits

5; Joe Robbins vs. Sioux City; August 10, 2017
5; Ian Gac at Winnipeg; August 1, 2013
5; John Alonso at St. Paul; July 4, 2012
5; Jorge Cortes; vs. Sioux City; June 18, 2011
5; Rafael Alvarez; at El Paso; June 19, 2010
5; Phil Hawke; at Shreveport-Bossier; July 31, 2009
5; Shea McFeely; Wichita; July 17, 2009
5; Josh Burrus; at Pensacola; June 20, 2009
5; Josh Patton; at El Paso; August 1, 2007
5; Josh Patton; at El Paso; July 30, 2007
5; Pichi Balet; at Sioux Falls; July 31, 2006
5; Josh Patton; at Sioux Falls; July 31, 2006
5; Paul Powell; Sioux City; July 28, 2006
5; JuJu Foreman; at Gary; August 1, 2003
5; Cory Harris; at Sioux City; June 5, 2005
5; Charles Peterson; at Sioux Falls; June 29, 2004
5; Jorge Moreno; at Gary; August 1, 2003
5; Bryan Warner; Sioux Falls; July 12, 2003
5; Chris Vasquez; Duluth-Superior; August 21, 2001

Most runs batted in

8; Ian Gac; Laredo; July 7, 2014
8; Josh Patton; at El Paso; July 30, 2007

Most doubles

4; Brett Cooley; at El Paso; July 30, 2007

Most triples

2; Evan Tartaglia; St. Paul; July 24, 2006

Most home runs

3; Bryan Pounds; Gary; August 11, 2013
3; Dan Underwood; at Joliet; August 14, 2005

Most total bases

15; Cory Harris; at Sioux City; June 5, 2005

Most walks

4; Chad Mozingo; Sioux City; August 29, 2014
4; David Espinosa; Kansas City; June 16, 2013
4; Rafael Alvarez; Sioux City; July 31, 2010
4; Jose Torres; at St. Joe; June 1, 2006
4; Jake Whitesides; at Joliet; June 24, 2005

Most times hit by pitch

2; multiple times

Most times struck out

5; Randolph Oduber; Sioux Falls, June 7, 2017
5; Pat Trettel; Sioux City, July 30, 2010

Most times grounded into DP

3; Dan Underwood; at Winnipeg; August 26, 2005

Most sacrifice flies

3; Seth Pietsch; at Sioux City; July 3, 2007

Most sacrifice hits

2; Brandon Pinckney; St. Paul; August 24, 2014
2; Eddie Young; Gary SouthShore; June 15, 2014
2; Mike Coles; Rockland; August 16, 2013
2; Corey Harrington; at Wichita; June 10, 2008
2; Seth Pietsch; at St. Joe; August 10, 2007
2; Corey Harrington; Sioux City; June 24, 2007
2; Pichi Balet; St. Paul; July 1, 2006
2; Pichi Balet; at Sioux City; June 28, 2006
2; Mike Goss; at St. Paul; August 6, 2005
2; Skip Weast; Kansas City; June 3, 2003
2; Cory Harris; at Joliet; July 25, 2002
2; Sean Smith; at El Paso; July 22, 2012

Most stolen bases

3; Brendan O'Brien vs. Salina; June 9, 2017
3; Matt Forgatch vs. St. Paul; June 30, 2015
3; Matt Forgatch; at Sioux Falls; June 11, 2013
3; Josh Burrus; Sioux City; June 26, 2009
3; Corey Harrington; Sioux Falls; August 13, 2007
3; Mike Goss; at Joliet; June 26, 2005
3; Jorge Moreno; at Winnipeg; August 4, 2004
3; JuJu Foreman; at Kansas City; May 21, 2004
3; JuJu Foreman; Sioux City; July 30, 2003

Most times caught stealing

2; Matt Forgatch; vs. Kansas City; August 13, 2015
2; Aaron Payne; at Joplin; July 5, 2015
2; Matt Forgatch; at Amarillo; May 30, 2015
2; Gavin Dickey; Sioux City; July 29, 2010
2; Even Tartaglia; at Sioux City; June 28, 2006
2; Dustin Delucchi; at Duluth-Superior; August 04, 2002
2; Essex Burton; Fargo-Moorhead; September 01, 2001
2; Joe Spiers; Kansas City; July 1, 2012

Most steal attempts

4; Joe Spiers; Kansas City; July 1, 2012

Most intentional walks

2; Mario Delgado; St. Paul, July 19, 2008
2; Josh Patton; at St. Paul; July 9, 2006
2; Josh Patton; at Sioux City; June 28, 2006
2; Bryan Warner; at Gary; August 16, 2002
2; Chris Vasquez; at Winnipeg; July 15, 2001

Most innings pitched

9.1; Brian Rodaway; Schaumburg; August 24, 2005
Note: There have been 48 9.0 IP performances

Most hits allowed

13; Casey Collins; vs. Kansas City; July 16, 2015

Most runs allowed

12; Nick Green; at Wichita; August 20, 2014
12; Jim Paduch; at Sioux Falls; August 3, 2010

Most earned runs allowed

20; Nick Green; at Wichita; August 20, 2014
12; Jim Paduch; at Sioux Falls; August 3, 2010

Most walks allowed

8; Zachary Varce; at Kansas City; May 18, 2014
8; Ben Fox; at Sioux Falls; June 15, 2006
8; Peyton Lewis; at Saint Paul; August 11, 2001

Most strikeouts

14; Clay Eason; Schaumburg; June 17, 2001



INDIVIDUAL GAME RECORDS

Most strikeouts

14; Joe Bisenius; at Sioux Falls; August 26, 2014
14; Clay Eason; Schaumburg; June 17, 2001

9; Darren Doskocil; Sioux Falls; August 21, 2003

Most doubles allowed

5; Tom Ford; at Gary; May 26, 2004
5; Cory Walters; at St. Paul; July 3, 2003
5; Mike Zipser; Gary; June 7, 2003

Most errors

4; Michael Pierre; at Fort Worth; May 20, 2006

Most triples allowed

3; Brett Black; Duluth-Superior; June 9, 2002

Most home runs allowed

4; Dan Reichert; at Sioux Falls; June 27, 2007
4; Kyle Ruwe; Sioux City; July 29, 2006

Most batters faced

40; Derek Gordon; Salina; June 11, 2017
38; Jarrett Gardner; Sioux Falls; June 14, 2009
38; Brian Rodaway; Sioux Falls; July 28, 2005
38; Michael Kesten; at Sioux City; June 5, 2005
38; Les Lancaster; at Fargo-Moorhead; June 11, 2001

Most wild pitches

5; Brian Campbell; at Sioux City; July 7, 2009

Most balks

1; (68 times)

Most sac flies allowed

2; Pete Parise; Sioux City; June 8, 2013
2; Michael Kesten; at Schaumburg; July 13, 2005
2; Rodney Myers; at Gary; June 30, 2005
2; Shannon Royal; Fargo-Moorhead; June 23, 2002
2; Clay Eason; at Schaumburg; August 25, 2001

Most sac hits allowed

2; Zac Cline; Wichita; August 12, 2009
2; Jarrett Gardner; at El Paso; August 3, 2009
2; Zac Cline; at Shreveport-Bossier; August 2, 2009
2; Jarrett Gardner; Sioux Falls; July 10, 2009
2; Adam Daniels; St. Paul; June 3, 2009
2; Jason Jarvis; Sioux Falls; July 15, 2008
2; Jason Jarvis; at St. Paul; July 6, 2008
2; Ben Fox; Costal Bend; June 9, 2006
2; Jeff Blitstein; at St. Joe; June 1, 2006
2; Adam Springston; Joliet; June 17, 2004
2; Darren Truty; St. Paul; August 5, 2003
2; Jason Herz; Sioux City; July 5, 2002
2; Jay Fields; Duluth-Superior; August 22, 2001

Most intentional walks allowed

2; Tycen PoVey; at Sioux Falls; September 1, 2010 (playoffs)
2; Adam Daniels; at Sioux Falls; August 28, 2009
2; Jarrett Gardner; St. Joe; June 24, 2006

Most chances

23; Pichi Balet; Kansas City; June 10, 2005

Most putouts

20; Pichi Balet; Kansas City; June 10, 2005

Most assists

9; Albenis Machado; Sioux Falls; July 24, 2010
9; Ernesto Gonzalez; Sioux City; June 8, 2009
9; Josh Patton; at St. Joe; June 1, 2006



TEAM GAME RECORDS

BATTING

At Bats	59	3 Times (Most Recent: at St. Joe, August 11, 2006)**
Runs Scored	20	2 Times (Most Recent: at Sioux Falls, May 31, 2011)
Hits	26	at St. Paul, July 4, 2012
RBI's	20	at Sioux Falls, May 31, 2011
Doubles	9	at Sioux City, August 14, 2003
Triples	3	at Sioux Falls, July 31, 2006
Home Runs	6	3 Times (Most Recent: at Sioux Falls, May 31, 2011)
Total Bases	47	at Sioux Falls, July 31, 2006
Walks	13	2 Times (Most Recent: vs. Kansas City, June 16, 2013)
Strikeouts	18	3 Times (Most Recent: vs. Sioux Falls; June 11, 2017)
Sacrifice Hits	3	7 Times (Most Recent: vs. St. Paul, July 1, 2006)
Sacrifice Flies	3	8 Times (Most Recent: at Winnipeg, August 1, 2013)
Stolen Bases	7	(playoffs) - at Pensacola, September 11, 2009
	6	(regular season) - 2 Times (Most Recent: at Schaumburg, July 24, 2004)
Hit by Pitch	5	at St. Joe, August 11, 2006
Caught Stealing	3	vs. Fargo, September 1, 2001
Runners Left On Base	19	at Sioux City, June 28, 2006
Hit into DP	4	9 Times (Most Recent: vs. Rockland, August, 14, 2015)

FIELDING

Most Chances	75	vs. Kansas City, June 10, 2005
Putouts	51	vs. Kansas City, August 20, 2004
Assists	25	vs. Kansas City, June 10, 2005
Errors	7	at Duluth-Superior, July 3, 2002
Passed Balls	2	10 Times (Most Recent: at Winnipeg, September 7, 2015)
Double Plays Turned	5	2 Times (Most Recent: at Kansas City, August 15, 2012)
Stolen Bases Against	8	vs. St. Paul, June 30, 2007

PITCHING

Innings Pitched	17	vs. Kansas City, August 20, 2004
Runs Allowed	20	at Wichita, August 20, 2014
Earned Runs	20	at Wichita, August 20, 2014
Walks Allowed	18	at Sioux Falls, August 15, 2010
Strikeouts	19	vs. Kansas City, August 20, 2004
Hits Allowed	28	vs. Joliet, July 17, 2005
Doubles Allowed	6	4 Times (Most Recent: vs. Joliet, July 17, 2005)
Triples Allowed	3	2 Times (Most Recent: vs. Duluth-Superior, June 9, 2002)
Home Runs Allowed	5	5 Times (Most Recent: at Winnipeg, September 7, 2015)
Wild Pitches	5	2 Times (Most Recent: at Sioux City, July 7, 2009)
Hit Batters	4	Twice
Most Batters Faced	74	vs. Kansas City, August 20, 2004

** — American Association record

^^ — Northern League record



TEAM GAME RECORDS—HITTING

Most at bats

59; at St. Joe Blacksnakes; August 11, 2006
59; at Schaumburg Flyers; July 13, 2005
59; Kansas City T-Bones; August 20, 2004
58; Kansas City T-Bones; June 10, 2005
57; at Schaumburg Flyers; June 10, 2003

Most runs scored

20; at Sioux Falls Pheasants; May 31, 2011
20; at Sioux Falls Canaries; July 31, 2006
19; at El Paso Diablos; June 19, 2010
18; at El Paso Diablos; August 5, 2009
18; Sioux Falls Canaries; July 29, 2005
18; at St. Paul Saints; July 8, 2005

Most hits

26; at St. Paul Saints; July 4, 2012
25; at Sioux Falls Canaries; July 31, 2006
25; at Sioux Falls Canaries; May 22, 2005
24; at El Paso Diablos; June 19, 2010
24; at Gary Railcats; May 24, 2004
23; at St. Paul Saints; July 08, 2005
23; at Schaumburg Flyers; August 22, 2002

Most runs batted in

20; at Sioux Falls Pheasants; May 31, 2011
18; at El Paso Diablos; June 19, 2010
18; at Sioux Falls Canaries; July 31, 2006
18; at St. Paul Saints; July 08, 2005
18; at Sioux Falls Canaries; May 22, 2005
16; vs. Salina Stockade; June 11, 2017
16; at El Paso Diablos; August 5, 2009
16; at El Paso Diablos; July 30, 2007

Most doubles

9; at Sioux City Explorers; August 14, 2003
8; at St. Paul Saints; July 4, 2012
8; at Fort Worth Cats; May 19, 2007
7; at Sioux Falls Canaries; July 31, 2006
7; at Gary Railcats; August 1, 2003
6; Wichita Wingnuts; August 4, 2008
6; at Shreveport Sports; July 26, 2008
6; at Calgary Vipers; August 4, 2005
6; at Schaumburg Flyers; July 13, 2005
6; at Kansas City T-Bones; May 31, 2005
6; at Sioux Falls Canaries; May 22, 2005

Most triples

3; at Sioux Falls Canaries; July 31, 2006

Most home runs

6; at Sioux Falls Pheasants; May 31, 2011
6; vs. Sioux City Explorers; August 27, 2010
6; at St. Paul Saints; August 20, 2008
5; at Winnipeg; September 10, 2017 *Playoffs
5; at Sioux City, August 18, 2017
5; vs. Gary SouthShore RailCats; August 11, 2013
5; at St. Paul Saints; May 20, 2009
5; at Kansas City T-Bones; May 21, 2004

Most total bases

47; at Sioux Falls Canaries; July 31, 2006
43; at Sioux Falls Canaries; May 22, 2005
39; at Sioux City Explorers; August 14, 2003
39; St. Paul Saints; August 5, 2006
38; at St. Paul Saints; August 20, 2008
38; Sioux Falls Canaries; July 29, 2005

Most walks

13; vs. Kansas City; June 16, 2013
13; at Winnipeg Goldeyes; August 26, 2005
12; at St. Paul Saints; May 18, 2010

12; at St. Joe Blacksnakes; June 1, 2006

11; vs. Kansas City, August 3, 2017

11; at Sioux City Explorers; July 7, 2009
11; at Fort Worth Cats; May 20, 2006

Most times hit by pitch

5; at St. Joe Blacksnakes; August 11, 2006

Most times struck out

18; Sioux Falls, June 11, 2017

18; at Schaumburg Flyers; June 10, 2003
18; Schaumburg Flyers; June 15, 2001
16; at New Jersey Jackals; July 12, 2014
16; at Amarillo Sox; August 24, 2013
16; at Fargo-Moorhead RedHawks; June 13, 2001
15; at Winnipeg Goldeyes; June 17, 2002
15; at Sioux Falls Canaries; May 30, 2001

Most sacrifice flies

3; at Winnipeg Goldeyes; August 1, 2013
3; at Winnipeg Goldeyes; July 31, 2013
3; at Sioux City Explorers; July 3, 2007
3; at Sioux Falls Canaries; July 31, 2006
3; St. Joe Blacksnakes; June 25 2006
3; at Schaumburg Flyers; July 24, 2004
3; Gary Railcats; June 8, 2003
3; Sioux City Explorers; May 25, 2003

Most sacrifice hits

3; Sioux City Explorers; July 10, 2008
3; St. Paul Saints; July 1 2006
3; at Sioux City Explorers; June 28, 2006
3; at Schaumburg Flyers; June 10, 2003
3; Kansas City T-Bones; June 3, 2003
3; at Winnipeg Goldeyes; June 17, 2002
3; at St Paul Saints; June 11, 2002
3; Sioux Falls Canaries; June 4, 2001

Most stolen bases

6; at Schaumburg Flyers; July 24, 2004
6; Winnipeg Goldeyes; June 26, 2001

Most times caught stealing

3; Fargo-Moorhead RedHawks; September 1, 2001

Most steal attempts

8; Winnipeg Goldeyes; June 26, 2001
6; at Winnipeg Goldeyes; August 4, 2004
6; at Schaumburg Flyers; July 24, 2004
6; Fargo-Moorhead RedHawks; September 1, 2001
6; Sioux City Explorers; August 7, 2001

Most intentional walks

3; at St. Paul Saints; July 09, 2006
3; at Sioux City Explorers; June 28, 2006
3; Fargo-Moorhead RedHawks; June 23, 2004

Most runners left on base

19; at Sioux City Explorers; June 28, 2006
18; at St. Joe Blacksnakes; June 1, 2006
18; at Schaumburg Flyers; July 13, 2005
18; Schaumburg Flyers; July 20, 2001
16; at Schaumburg Flyers; June 10, 2003
16; at Schaumburg Flyers; June 10, 2003



TEAM GAME RECORDS—PITCHING

Most innings pitched

17.0; Kansas City T-Bones; August 20, 2004
16.0; Wichita Wingnuts; July 17, 2009
16.0; at St. Joe Blacksnakes; August 11, 2006
16.0; at Sioux City Explorers; June 28, 2006
16.0; Kansas City T-Bones; June 10, 2005

Most hits allowed

28; Joliet Jackhammers; July 17, 2005
24; Sioux City Explorers; June 23, 2007
23; at Wichita Wingnuts; August 20, 2014
23; at St. Paul Saints; June 25, 2008
22; at Sioux Falls Canaries; July 31, 2006
22; at Schaumburg Flyers; June 12, 2003

Most runs allowed

20; at Wichita Wingnuts; August 20, 2014
19; Joliet Jackhammers; July 17, 2005
18; at St. Paul Saints; June 25, 2008
17; at El Paso Diablos; August 21, 2013
17; at St. Paul Saints; June 26, 2013
16; at Wichita Wingnuts; June 6, 2009
16; Schaumburg Flyers; June 3, 2002

Most earned runs allowed

20; at Wichita Wingnuts; August 20, 2014
16; Joliet Jackhammers; July 17, 2005
16; Schaumburg Flyers; June 3, 2002
15; at St. Paul Saints; August 15, 2010
15; at St. Paul Saints; July 1, 2009
15; at St. Paul Saints; June 25, 2008
15; at Sioux Falls Canaries; July 31, 2006

Most walks allowed

18; at St. Paul Saints; August 15, 2010
14; at Kansas City T-Bones; May 18, 2014
12; St. Paul Saints; August 7, 2010
11; at Sioux City Explorers; July 7, 2009
10; at Sioux Falls Canaries; June 15, 2006
10; at Schaumburg Flyers; July 13, 2005
10; Fargo-Moorhead RedHawks; July 10, 2001
10; at Saint Paul Saints; June 18, 2001

Most strikeouts

21; at Kansas City T-Bones (16 inn.); May 15, 2014
19; Kansas City T-Bones; August 20, 2004
17; at Duluth-Superior Dukes; August 16, 2001
16; at Sioux City Explorers; June 28, 2006
16; vs. Kansas City T-Bones; August 5, 2017

Most home runs allowed

5; at Winnipeg Goldeyes; September 7, 2015
5; at Kansas City T-Bones; May 20, 2013
5; at Sioux Falls Pheasants; May 13, 2010
5; Sioux City Explorers; July 29, 2006
5; Fargo RedHawks; May 29, 2005

Most batters faced

74; Kansas City T-Bones; August 20, 2004
73; Kansas City T-Bones; June 10, 2005
67; Wichita Wingnuts; July 17, 2009

63; at St. Joe Blacksnakes; August 11, 2006
62; at Sioux City Explorers; June 28, 2006

Most wild pitches

5; at Sioux City Explorers; July 7, 2009
5; at St. Joe Blacksnakes; May 30, 2006
4; Sioux City Explorers; July 5, 2002
4; at Schaumburg Flyers; May 24, 2002

Most sac flies allowed

2, multiple times
Most recent: Sioux City Explorers; June 8, 2013

Most sac hits allowed

3; at Sioux Falls Canaries; June 18, 2006
3; Costal Bend Aviators; June 9, 2006
3; Kansas City T-Bones; June 10, 2005
3; Sioux City Explorers; July 5, 2002

Most intentional walks allowed

2; at Sioux Falls Pheasants; September 1, 2010 (playoffs)
2; at Sioux Falls Canaries; August 28, 2009
2; at St. Paul Saints; June 30, 2009
2; St. Joe Blacksnakes; June 24, 2006
2; Fargo-Moorhead RedHawks; June 23, 2004
2; Sioux City Explorers; June 2, 2001



INDIVID. SEASON RECORDS—HITTING

Highest batting avg. (minimum 200 AB)

.406 – Blake Gailen (113-278) -2011
.378 - Pichi Balet (136-360) - 2006
.352 - Bryan Warner (143-406) - 2005
.352 - Evan Tartaglia, (86-244) - 2006
.350 - Seth Pietsch (129-369) - 2007

Highest slugging pct. (minimum 200 AB)

.679 – Ian Gac (321 AB) – 2014
.622 – Blake Gailen (278 AB) – 2011
.613 – Ian Gac (261 AB) - 2013
.597 - Cory Harris (417 AB) - 2005
.579 - Bryan Warner (406 AB) - 2005

Highest on base pct. (minimum 200 AB)

.479 – Blake Gailen (278 AB) - 2011
.442 - Dustin Delucchi (329 AB) - 2002
.440 - Rafael Alvarez (350 AB) - 2010
.429 - Pichi Balet (360 AB) - 2006
.424 – Curt Smith (348 AB) - 2017
.424 - Shawn McGill (274 AB) - 2008

Highest stolen base pct. (minimum 8 attempts)

1.000 - Dave Jefferson (12-12) - 2001
1.000 - Josh Patton (9-9) - 2006
1.000 - Josh Patton (8-8) - 2007
1.000 - Jorge Moreno (8-8) - 2003
0.923 – Mike Coles (24-26) - 2013

Most games played

100 – Matt Forgatch, 2013
100 – David Espinosa, 2013
99 – Matt Forgatch, 2014
99 – Stephen Holdren - 2012
98 – Cesar Valera - 2017
98 – Phil Hawke - 2011

Most games started

100 – Matt Forgatch, 2013
100 – David Espinosa, 2013
99 – Matt Forgatch, 2014
98 – Cesar Valera, 2017
97 – Brandon Jacobs, 2017
97 – Stephen Holdren – 2012

Most at bats

417 - Cory Harris - 2005
406 - Bryan Warner - 2005
401 - Bryan Warner - 2004
394 - Gavin Dickey - 2010
394 - Bryan Warner - 2006

Most runs scored

99 - Cory Harris - 2005^^
85 - Bryan Warner - 2005
79 - Dustin Delucchi - 2002
78 - Rafael Alvarez - 2010
77 - Albenis Machado - 2005

Most hits

143 - Bryan Warner - 2005
142 - Cory Harris - 2005
136 - Pichi Balet - 2006

133 - Bryan Warner - 2006
129 - Seth Pietsch – 2007

Most doubles

40 - Cory Harris - 2005
37 - Josh Patton - 2005
31 - Seth Pietsch - 2007
30 - Paul Powell - 2006
29 - Rafael Alvarez - 2010
29 - Albenis Machado - 2005

Most triples

8 – Matt Forgatch – 2015
7 – Cesar Valera - 2017
7 - Evan Tartaglia – 2006
6 – Blake Gailen – 2011
6 - Shawn McGill - 2008
6 - Josh Patton - 2006

Most home runs

27 – Ian Gac – 2014
22 - Argelis Nunez – 2010
21 – Phil Hawke – 2011
21 - Cory Harris - 2005
21 - Bryan Warner – 2005

Most runs batted in

104 - Bryan Warner - 2005^^
82 - Argelis Nunez - 2010
82 - Pichi Balet - 2006
79 - Bryan Warner - 2006
79 - Pichi Balet - 2005

Most total bases

249 - Cory Harris - 2005
235 - Bryan Warner – 2005
218 – Ian Gac – 2014
200 - Josh Patton - 2004
197 - Josh Patton - 2005

Most walks

88 – Phil Hawke, 2011
66 - Phil Hawke - 2009
66 - Dustin Delucchi - 2002
64 - Rafael Alvarez - 2010
62 - Albenis Machado - 2010

Most intentional walks

10 – Curt Smith – 2016**
10 - Phil Hawke - 2009**
10 - Mario Delgado - 2008**
7 - Bryan Warner - 2002
6 - Josh Patton - 2006
6 - Seth Pietsch - 2007



INDIVID. SEASON RECORDS—HITTING

Most times hit by pitch

16 - Shawn McGill - 2008
15 - Cesar Valera - 2017
14 - Seth Pietsch - 2007
13 - Gavin Dickey - 2010
11 - Stephen Holdren - 2012
10 - Tyler Urps - 2016
10 - Josh Brinkley - 2002
10 - Aaron Payne - 2015

Most times struck out

99 - Bryan Britt - 2002
99 - Bryan Britt - 2001
97 - Brandon Jones - 2010
95 - Darren Doskocil - 2003
90 - Randolph Oduber - 2017

Most sacrifice flies

10 - Bryan Warner - 2002
8 - Bryan Warner - 2005
7 - Bryan Warner - 2006
7 - Albenis Machado - 2005
7 - Stephen Holdren - 2012

Most sacrifice hits

10 - Ivan Marin - 2017
10 - Albenis Machado - 2004
10 - Limberth Marin - 2002
9 - Albenis Machado - 2010
9 - Vance Albitz - 2011
8 - Albenis Machado - 2009
8 - Albenis Machado - 2005
8 - Darren Doskocil - 2001

Most stolen bases

41 - Dustin Delucchi (41-47) - 2002
36 - Josh Burrus (36-45) - 2009
35 - Matt Forgatch (35-38) - 2014
34 - Matt Forgatch (34-40) - 2013
32 - Evan Tartaglia (32-41) - 2006

Most times caught stealing

12 - Essex Burton (31-43) - 2001
10 - Matt Forgatch (30-40) - 2015
10 - Gavin Dickey (20-30) - 2010
9 - Josh Burrus (36-45) - 2009
9 - Evan Tartaglia (32-41) - 2006
9 - Juju Foreman (27-36) - 2004

Most stolen base attempts

47 - Dustin Delucchi (41-47) - 2002
45 - Josh Burrus (36-45) - 2009
43 - Essex Burton (31-43) - 2001
40 - Matt Forgatch (30-40) - 2015
40 - Matt Forgatch (34-40) - 2013
40 - Evan Tartaglia (32-41) - 2006

Most times reached on catcher interference

3 - Bryan Warner - 2006
2 - Bryan Warner - 2007
1 - Many players

Most times grounded into DP

18 - Juan Richardson - 2010
18 - Jay Yaconetti - 2007
17 - Bryan Warner - 2007
16 - Kevin Sullivan - 2005
15 - Cesar Valera - 2017

Most fly outs

143 - Cory Harris - 2005
125 - Albenis Machado - 2009
119 - Josh Patton - 2005
119 - Jorge Moreno - 2004
118 - Josh Patton - 2006

Most ground outs

141 - Mike Goss - 2005
133 - Juju Foreman - 2004
125 - Bryan Warner - 2007
125 - Kevin Sullivan - 2005
117 - Bryan Warner - 2005

Most times picked off

7 - Dustin Delucchi - 2002
6 - Jonny Kaplan - 2008
6 - Jorge Moreno - 2004
6 - Essex Burton - 2001
5 - Blake Gailen - 2011



INDIVID. SEASON RECORDS—PITCHING

Lowest earned run avg. (minimum 50 IP)

1.34 - Skip Weast (53.2 IP) - 2003
 1.46 - Byron Embry (55.1 IP) - 2004
 1.70 - Clay Eason (121.2 IP) - 2001
 1.74 - Troy Silva (57.0 IP) - 2001
 1.78 - Mick Pageler (55.2 IP) - 2002

Lowest opponent batting avg. (minimum 50 IP)

.158 - Adam Daniels (50.1 IP) - 2010
 .177 - Skip Weast (53.2 IP) - 2003
 .188 - Byron Embry (55.1 IP) - 2004
 .192 - Troy Silva (57.0 IP) - 2001
 .198 - Clay Eason (121.2 IP) - 2001

Fewest walks allowed/9 innings (minimum 50 IP)

1.02 - Kyle Ruwe (79.1 IP) - 2005
 1.07 - Doug Johnston (50.1 IP) - 2002
1.16 - Seth Webster (101 IP) - 2017
 1.18 - Jarrett Gardner (130.0 IP) - 2008
 1.20 - Kyle Ruwe (89.2 IP) - 2006

Most strikeouts/9 innings (minimum 50 IP)

14.64 - Byron Embry (55.1 IP) - 2004
 12.16 - Adam Daniels (50.1 IP) - 2010
 11.22 - Joe Bisenius (80.2 IP) - 2014
 10.94 - Mark Roberts (52.2 IP) - 2007
 9.95 - Troy Silva (57.0 IP) - 2001

Most wins

13 - Lindsay Gulin (13-2) - 2006
 11 - Jarrett Gardner (11-6) - 2008
10 - J.R. Bunda (10-1) - 2017
 10 - Marquis Fleming (10-3) - 2014
 10 - Pete Parise (10-7) - 2013
 10 - Jarrett Gardner (10-4) - 2009; Brian Campbell (10-4) - 2008
 10 - Jarrett Gardner (10-4) - 2007; Kyle Ruwe (10-3) - 2007
 10 - Ben Fox (10-3) - 2006; Kyle Ruwe (10-6) - 2006
 10 - Rodney Myers (10-4) - 2005; Tom Ford (10-4) - 2003
 10 - Clay Eason (10-3) - 2001

Most losses

10 - Jesse Smith (3-10) - 2015
 9 - Zachary Varce (5-9) - 2014
 9 - Mike Zipser (6-9) - 2004
 8 - Shairon Martis (9-8) - 2016
 8 - Stephen Bougher (3-8) - 2013
 8 - Justin Edwards (4-8) - 2012

Most saves

34 - Marshall Schuler - 2014**
 27 - RJ Rodriguez - 2013
 24 - PJ Zocchi - 2012
 22 - Chris Weidert - 2002
 22 - Chris Weidert - 2001

Most appearances

50 - Marshall Schuler - 2014
 48 - Mick Pageler - 2003
 46 - Conor Spink - 2015
 46 - Adam Daniels - 2009
 45 - Mark Roberts - 2007
 45 - Matt Varner - 2007

Most games started

22 - Jim Paduch - 2010
 21 - Ryan Sheldon - 2012
 21 - John James - 2011
 20 - Kevin McGovern - 2015
 20 - Justin Edwards - 2012
 20 - Brian Rodaway - 2005
 20 - Mike Zipser - 2004

Most complete games

7 - Brian Rodaway - 2005
 6 - Jarrett Gardner - 2008**
 4 - Jeff Blitstein - 2006
3 - Derek Gordon - 2017
 3 - Brian Rodaway - 2006
 3 - Les Lancaster - 2001

Most games finished

48 - Marshall Schuler - 2014**
 43 - Matt Varner - 2007
 37 - Evan Reed - 2016
 36 - Mick Pageler - 2003
 36 - Chris Weidert - 2001

Most shutouts

4 - Jeff Blitstein - 2006
 3 - Jarrett Gardner - 2008
 3 - Brian Rodaway - 2005
 2 - Clay Eason - 2001
 2 - Brandon Sinnery - 2012

Most combined shutouts

6 - Brad Orosey - 2016
 5 - Jeff McKenzie - 2015
 4 - Evan Reed - 2016
 3 - Shairon Martis - 2016
 3 - Vince Davis - 2008
 3 - Scott Vandermeer - 2006

Innings pitched

147.0 - Brian Rodaway - 2005
 135.0 - Jarrett Gardner - 2009
 140.0 - Jeff Blitstein - 2006
 130.1 - Jarrett Gardner - 2007
 130.0 - Jarrett Gardner - 2008

Most hits allowed

156 - Matt Larkins - 2016
 152 - Justin Edwards - 2012
 143 - Jim Paduch - 2010
 141 - Jesse Smith - 2015
 139 - Jarrett Gardner - 2009

Most runs allowed

82 - Alex Maestri - 2011
 81 - Jesse Smith - 2015
 81 - Justin Edwards - 2012
 76 - Nick Green - 2014
 75 - Mike Zipser - 2004

Most earned runs allowed

75 - Alex Maestri - 2011
 71 - Justin Edwards - 2012
 70 - Jesse Smith - 2015
 70 - Nick Green - 2014
 64 - Jim Paduch - 2009
 64 - Mike Zipser - 2004

Most walks allowed

63 - Jim Paduch - 2010
 60 - Alex Maestri - 2011
 58 - Jim Paduch - 2009
 55 - Moises Melendez - 2013



INDIVID. SEASON RECORDS—PITCHING

Most intentional walks allowed

4 – J.R. Bunda - 2017
4 - Adam Daniels - 2010
4 - Chris Thompson - 2010
4 - Jarrett Gardner - 2006
4 - Fontella Jones - 2001
3 – Six times (most recent: Adam Daniels - 2009)

Most strikeouts

131 - Clay Eason – 2001
120 – Lindsey Caughel - 2016
118 - Jim Paduch - 2010
113 - Brian Rodaway – 2005
108 – Ryan Sheldon - 2012

Most home runs allowed

17 – John James - 2011
16 - Mike Zipser – 2004
15 – Kevin McGovern - 2015
15 – Nick Green – 2014
15 - Jarrett Gardner – 2008

Most batters faced

612 - Brian Rodaway - 2005
581 - Jeff Blitstein – 2006
565 – Kevin McGovern - 2015
561 - Jim Paduch - 2010
560 - Jarrett Gardner - 2009

Most at bats against

557 - Rodaway, Brian - 2005
533 - Jeff Blitstein - 2006
519 - Jarrett Gardner - 2009
508 – Justin Edwards - 2012
505 - Jarrett Gardner - 2007

Most wild pitches

26 - Jim Paduch - 2010
18 - Adam Daniels - 2010
14 - Dan Reichert – 2007
13 – Moises Melendez – 2013
11 – Marshall Schuler – 2014
11 – Alex Maestri - 2011

Most balks

3 - Nolan Chestnut - 2009
3 - Jonathan Figueroa – 2009
3 – Brian Rodaway – 2006
2 – six times/Most Recent: Zach Arneson – 2015

Most hit batters

17 – Alex Maestri - 2011
16 - Michael Kesten - 2005
14 - Brian Rodaway – 2005
10 – Moises Melendez - 2013
10 - Wes O'Brien - 2005
10 - Hideki Nagasaka - 2004

Most sacrifice flies allowed

7 - Jim Paduch - 2009
7 - Tom Ford - 2003
7 - Kyle Ruwe - 2007

6 - Jason Jarvis - 2008; Jason Herz - 2002
5 - Jarrett Gardner - 2009; Ben Fox - 2005

Most sacrifice hits allowed

7 - Jim Paduch - 2009
7 - Ben Fox - 2006
7 - Kyle Ruwe - 2006
7 - Jeff Blitstein - 2006
6 - Jarrett Gardner - 2007
6 - Michael Kesten - 2005; Brian Rodaway - 2005

Most fly outs

174 - Jarrett Gardner - 2008
169 - Jarrett Gardner - 2007
162 - Jarrett Gardner - 2009
142 - Cory Walters - 2002
138 - Tom Ford - 2003

Most ground outs

236 - Jeff Blitstein - 2006
173 - Brian Rodaway - 2005
171 - Chris Cullen - 2010
163 - Jarrett Gardner - 2009
160 - Mike Zipser - 2004

Most runners picked off

6 – Justin Kuks – 2014
6 - Brian Fitts - 2001
5 - Brian Rodaway – 2005
3 – Shairon Martis - 2015
3 - Josh Kauten - 2007
3 - Lindsay Gulin - 2006
3 - Troy Silva - 2002



INDIVID. SEASON RECORDS—FIELDING

Highest fielding pct. (minimum 10 chances)

1.000 - JuJu Foreman (187-1-0) - 2004
1.000 - Chad Mazingo (96-1-0) - 2014
1.000 - Mark Burke (65-2-0) - 2003
1.000 - Roberto Alvarez (43-2-0) - 2010
1.000 - Gavin Dickey (42-1-0) - 2009
1.000 - Deacon Burns (41-0-0) - 2008
1.000 - Ryan Ruiz (36-2-0) - 2003
1.000 - Ben Fox (11-27-0) - 2006
1.000 - Jarrett Gardner (9-18-0) - 2009
1.000 - Travis Teeter (10-13-0) - 2004
1.000 - Tim Brown (5-15-0) - 2009
1.000 - Humberto Cardenas (10-10-0) - 2005
1.000 - Seth Webster (3-14-0) - 2017
1.000 - Bennett Parry (1-14-0) - 2017
1.000 - Justin Knoff (2-13-0) - 2009
1.000 - Tim Brown (3-10-0) - 2010
1.000 - Chris Vasquez (10-2-0) - 2001
1.000 - Jason Jarvis (1-10-0) - 2008
1.000 - Chris Britton (4-6-0) - 2010
1.000 - Nolan Chestnut (2-8-0) - 2010
1.000 - Chris Thompson (3-7-0) - 2010
1.000 - Kurt Steinhauer - 2011 (66-1-0)

Lowest stolen base against pct. (minimum 5 attempts)

.000 - Humberto Cardenas (0-5) - 2005
.333 - Jarrett Gardner (3-9) - 2008
.333 - Rickey Lewis (2-6) - 2001
.400 - Jason Jarvis (4-10) - 2008
.400 - Aaron Marsden (2-5) - 2006
.400 - Doug Johnston, Cory Walters (each 2-5) - 2002

Most chances

956 - Phil Hawke - 2009
885 - Phil Hawke - 2011
835 - Brett Cooley - 2007
816 - Pichi Balet - 2005
719 - Dustin Yount - 2008

Most putouts

896 - Phil Hawke - 2009
837 - Phil Hawke - 2011
793 - Brett Cooley - 2007
719 - Pichi Balet - 2005
681 - Dustin Yount - 2008

Most assists

320 - Albenis Machado - 2005
316 - Albenis Machado - 2009
313 - Albenis Machado - 2004
308 - Josh Patton - 2006
284 - Mike Gilmartin - 2014

Most errors

34 - Tony Garcia - 2007
22 - Mike Gilmartin - 2015
20 - David Espinosa - 2013

20 - Yasel Gomez - 2013
20 - Albenis Machado - 2005

Most double plays turned

89 - Phil Hawke - 2009
89 - Phil Hawke - 2011
83 - Brett Cooley - 2007
78 - Josh Patton - 2006
76 - Pichi Balet - 2005

Most triple plays turned

1 - Ryan Priddy - 2006
1 - Kevin Sullivan - 2006
1 - Darren Doskocil - 2003
1 - Josh Patton - 2003
1 - Ryan Smith - 2003

Most caught stealing by

23 - Shawn McGill - 2009
20 - Ryan Smith - 2003
19 - Sean O'Connell - 2013
19 - Shawn McGill - 2008
19 - Kevin Sullivan - 2006
19 - Kevin Sullivan - 2005

Most stolen bases against

68 - Mitch Canham - 2015
59 - Kevin Sullivan - 2005
58 - Ryan Wiggins - 2015
58 - Shawn McGill - 2009
58 - Kevin Sullivan - 2004
57 - Chris Anderson - 2014

Most passed balls

12 - Kevin Sullivan - 2006
12 - Kevin Sullivan - 2001
11 - Shawn McGill - 2009
10 - Aaron Mendoza - 2007
9 - Mitch Canham - 2015

Most catchers' interference by

2 - Shawn McGill - 2009
2 - Jeff Howell - 2011
2 - Josh Brinkley - 2002
1 - Many players



TEAM SEASON RECORDS—HITTING

Highest batting avg.
 .306 (1045-3416) – 2006
 .302 (1043-3459) – 2005
 .301 (990-3290) – 2007
 .288 (984-3416) – 2011
 .286 (949-3323) – 2010

Lowest batting avg.
 .253 (853-3373) – 2013
 .254 (864-3404) - 2015
 .262 (872-3325) – 2016
 .270 (937-3467) – 2012
.270 (904-3348) - 2017
 .272 (926-3410) – 2014

Highest slugging pct.
 .466 (3459 AB) – 2005
 .459 (3323 AB) – 2010
 .456 (3416 AB) – 2006
 .431 (3416 AB) – 2011
 .414 (3232 AB) – 2008

Lowest slugging pct.
 .349 (3404 AB) – 2015
 .377 (3325 AB) – 2016
 .384 (3106 AB) – 2003
 .387 (3373 AB) – 2013
 .392 (3112 AB) – 2002

Highest on base pct.
 .372 (3416 AB) - 2006
 .370 (3403 AB) – 2005
 .362 (3416 AB) – 2011
 .361 (3323 AB) - 2010
 .363 (3290 AB) - 2007

Lowest on base pct.
 .324 (3373 AB) – 2013
 .328 (3404 AB) – 2015
 .330 (3130 AB) – 2001
 .333 (3403 AB) – 2004
 .334 (3112 AB) – 2002

Highest stolen base pct.
 .867 (104-120) – 2014
 .815 (101-124) – 2012
 .810 (115-142) – 2013
 .807 (92-114) – 2003
 .803 (102-127) – 2002

Lowest stolen base pct.
 .519 (42-81) - 2016
 .654 (68-104) – 2010
 .673 (105-156) – 2001
.683 (69-101) - 2017
 .724 (84-123) – 2011

Most games played
 100 – 2012-16
 99 – 2011, 2017
 96 – 2004
 96 – 2005
 96 – 2006
 96 – 2009

Fewest games played
 90 – 2003
 90 – 2001
 91 – 2002

93 – 2007
 95 – 2008

Most at bats
 3467 - 2012
 3459 – 2005^^
 3418 – 2011
 3416 – 2006
 3410 – 2014

Fewest at bats
 3106 – 2003
 3112 – 2002
 3130 – 2001
 3232 – 2008
 3265 – 2009

Most runs scored
 603 – 2005
 591 – 2006
 572 – 2010
 538 - 2011
 518 – 2007

Fewest runs scored
 419 – 2015
421 - 2016
 442 – 2001
 448 – 2002
 449 – 2003

Most hits
 1045 – 2006**
 1043 – 2005^^
 990 – 2007
 984 – 2011
 949 – 2010

Fewest hits
 845 – 2003
 853 – 2013
 855 – 2001
 857 – 2002
 864 – 2015

Most doubles
 220 – 2005^^
 204 – 2006
 186 – 2012
 184 - 2011
 180 – 2014

Fewest doubles
 138 – 2001
142 – 2016
 143 – 2002
 146 – 2003
 148 – 2015

Most triples
 24 – 2006
 24 – 2011
 20 – 2015
 19 – 2001
 18 – 2013
 18 – 2003

Fewest triples
 6 – 2007
 8 – 2016
 9 – 2010
 10 – 2009
 11 – 2014

Most home runs
 128 – 2010**
 105 – 2005
97 - 2017
 91 – 2014
 87 – 2006

Fewest home runs
 45 – 2015
 55 – 2003
 62 – 2002
 62 – 2007
 70 – 2009

Most runs batted in
 558 – 2005
 557 – 2006
 534 – 2010
 498 – 2011
 472 – 2014

Fewest runs batted in
 379 – 2015
 389 – 2016
 397 – 2001
 398 – 2003
 411 – 2002

Most total bases
 1612 – 2005^^
 1559 – 2006
 1524 – 2010
 1474 – 2011
 1401 – 2014

Fewest total bases
 1187 – 2015
 1192 – 2003
 1220 – 2002
 1252 – 2016
 1280 – 2001



TEAM SEASON RECORDS—HITTING

Most walks

378 - 2011
373 - 2009
364 - 2010
358 - 2016
351 - 2012

Fewest walks

232 - 2001
240 - 2002
272 - 2004
282 - 2007
283 - 2003

Most intentional walks

23 - 2007**
19 - 2009
18 - 2008
18 - 2006
17 - 2001

Most times hit by pitch

74 - 2017
66 - 2006
63 - 2005
61 - 2012
58 - 2007

Fewest hit by pitch

34 - 2004
37 - 2014
38 - 2011
41 - 2010
42 - 2015

Most times struck out

767 - 2013
742 - 2017
696 - 2010
689 - 2014
664 - 2015
642 - 2012

Fewest strikeouts

472 - 2006
476 - 2005
490 - 2003
512 - 2007
530 - 2002

Most sacrifice flies

43 - 2006
40 - 2009
40 - 2011
39 - 2013
37 - 2005

Fewest sacrifice flies

24 - 2017
24 - 2016
25 - 2014

26 - 2001
26 - 2010

Most sacrifice hits

47 - 2001
40 - 2002
39 - 2011
35 - 2003
33 - 2008
33 - 2009

Fewest sacrifice hits

15 - 2007
15 - 2010
17 - 2013
19 - 2017
21 - 2012

Most stolen bases

115 (115-142) - 2013
110 (110-142) - 2009
105 (105-156) - 2001
104 (104-120) - 2014
104 (104-136) - 2008

Fewest stolen bases

42 (42-81) - 2016
68 (68-104) - 2010
69 (69-101) - 2017
75 (75-98) - 2007
81 (81-107) - 2005
81 (81-102) - 2006

Most times caught stealing

51 (105-156) - 2001
39 (42-81) - 2016
39 (84-123) - 2011
36 (68-104) - 2010
32 (104-136) - 2008
32 (110-142) - 2009
32 (69-101) - 2017

Fewest caught stealing

16 (104-120) - 2014
21 (81-102) - 2006
22 (92-114) - 2003
23 (75-98) - 2007
23 (101-124) - 2012

Most stolen base attempts

156 (105-156) - 2001
142 (115-142) - 2013
142 (110-142) - 2009
136 (104-136) - 2008
132 (102-132) - 2004

Fewest stolen base attempts

81 (42-81) - 2016
98 (75-98) - 2007
102 (81-102) - 2006
104 (68-104) - 2010
107 (81-107) - 2005

Most times reached on catcher interference

3 - 2013
3 - 2006
2 - 2007
1 - Many times

Most times grounded into DP

104 - 2007**
91 - 2006
89 - 2010
88 - 2009
85 - 2017

Fewest grounded into DP

42 - 2001
58 - 2004
65 - 2002
68 - 2003
78 - 2008

Most fly outs

946 - 2009
912 - 2006
910 - 2005
906 - 2004
863 - 2008

Most ground outs

1034 - 2005
994 - 2004
983 - 2006
953 - 2007
926 - 2001

Most picked off

22 - 2002
17 - 2001
14 - 2004
11 - 2011
10 - 2006



TEAM SEASON RECORDS—PITCHING

Lowest earned run avg.

3.45 (866.1 IP) - 2017
 3.51 (860.1 IP) - 2006
 3.51 (810.2 IP) - 2002
 3.71 (872.1 IP) - 2016
 3.97 (806.2 IP) - 2001

Highest earned run avg.

5.37 (878.0 IP) - 2012
 5.28 (838.2 IP) - 2010
 5.11 (877.0 IP) - 2015
 4.90 (867.2 IP) - 2011
 4.63 (860.0 IP) - 2005

Lowest opponent batting avg.

.251 (866.1 IP) - 2017
 .256 (866.0 IP) - 2004
 .257 (806.2 IP) - 2001
 .258 (810.2 IP) - 2002
 .259 (824.2 IP) - 2008

Highest opponent batting avg.

.296 (878.0 IP) - 2012
 .292 (838.2 IP) - 2010
 .288 (867.2 IP) - 2011
 .287 (877.0 IP) - 2015
 .275 (792.0 IP) - 2003
 .275 (851.2 IP) - 2009

Fewest walks allowed/9 innings

2.31 (810.2 IP) - 2002
 2.65 (822.2 IP) - 2007
 2.74 (860.1 IP) - 2006
 2.85 (792.0 IP) - 2003
 3.09 (860.1 IP) - 2005

Most walks allowed/9 innings

4.02 (838.2 IP) - 2010
 3.87 (851.2 IP) - 2009
 3.73 (865.2 IP) - 2014
 3.71 (867.2 IP) - 2011
 3.60 (878.0 IP) - 2012

Most strikeouts/9 innings

7.54 (806.2 IP) - 2001
7.48 (866.1 IP) - 2017
 7.25 (865.2 IP) - 2014
 7.24 (822.2 IP) - 2007
 7.19 (866.0 IP) - 2004

Fewest strikeouts/9 innings

5.68 (792.0 IP) - 2003
 5.82 (867.2 IP) - 2011
 6.01 (851.2 IP) - 2009
 6.15 (810.2 IP) - 2002
 6.16 (877.0 IP) - 2015
 6.16 (824.2 IP) - 2008

Most wins

65 (65-31) - 2006
58 (58-31) - 2017
 57 (57-36) - 2007
 55 (55-36) - 2002
 54 (54-46) - 2014
 52 (52-48) - 2016
 52 (52-44) - 2005
 52 (52-38) - 2001

Fewest wins

34 (34-66) - 2015
 41 (41-49) - 2003
 41 (41-59) - 2012
 49 (49-51) - 2013
 49 (49-47) - 2004
 49 (49-47) - 2009

Most losses

66 (34-66) - 2015
 59 (41-59) - 2012
 49 (49-51) - 2013
 49 (41-49) - 2003
 48 (51-48) - 2011

Fewest losses

31 (58-31) - 2017
 31 (65-31) - 2006
 36 (55-36) - 2002
 36 (57-36) - 2007
 38 (52-38) - 2001

Most saves

36 - 2014
 32 - 2016
 30 - 2009
 28 - 2013
 28 - 2001
 28 - 2010

Fewest saves

15 - 2015
 17 - 2005
 18 - 2006
 20 - 2008
 21 - 2003

Most complete games

13 - 2005
 11 - 2006
 10 - 2008
7 - 2017
 7 - 2014

Fewest complete games

2 - 2011
 2 - 2010
 2 - 2004
 2 - 2002
 3 - 2007
 3 - 2009

Most shutouts

10 - 2016
 9 - 2008
 9 - 2006
 6 - 2009
5 - 2017
 5 - 2003

Fewest shutouts

3 - 2015
 3 - 2014
 3 - 2013
 3 - 2010
 3 - 2007
 3 - 2004
 3 - 2012

Most innings pitched

878.0 - 2012
 877.0 - 2015
 875.2 - 2013
 872.1 - 2016
 867.2 - 2011

Most hits allowed

1054 - 2012
 996 - 2015
 991 - 2011
 975 - 2010
 936 - 2013

Fewest hits allowed

799 - 2001
 808 - 2002
 814 - 2008
820 - 2017
 846 - 2004

Most runs allowed

622 - 2012
 570 - 2015
 566 - 2010
 549 - 2011
 515 - 2005

Fewest runs allowed

367 - 2017
 368 - 2002
 394 - 2006
 414 - 2001
 424 - 2016
 429 - 2007

Most earned runs allowed

524 - 2012
 498 - 2015
 492 - 2010
 472 - 2011
 442 - 2005

Fewest earned runs allowed

316 - 2002
332 - 2017
 332 - 2006
 356 - 2001
 360 - 2016

Most walks allowed

375 - 2010
 366 - 2009
 360 - 2012
 359 - 2014
 358 - 2011

Fewest walks allowed

208 - 2002
 242 - 2007
 251 - 2003
 262 - 2006
 293 - 2001

251 - 2003
 262 - 2006



TEAM SEASON RECORDS—PITCHING

Fewest walks allowed

208 - 2002
242 - 2007
251 - 2003
262 - 2006
293 - 2001

Most intentional walks allowed

16 - 2016
14 - 2010
14 - 2001
14 - 2009
13 - 2004
13 - 2012

Fewest intentional walks allowed

3 - 2014
3 - 2013
3 - 2002
5 - 2015
5 - 2005

Most strikeouts

720 - 2017
697 - 2014
692 - 2004
681 - 2012
676 - 2001

Fewest strikeouts

500 - 2003
554 - 2002
561 - 2011
564 - 2008
568 - 2009

Most home runs allowed

96 - 2004
84 - 2013
80 - 2005
77 - 2001
76 - 2011

Fewest home runs allowed

52 - 2017
52 - 2007
56 - 2016
58 - 2006
65 - 2002

Most batters faced

4033 - 2012
3941 - 2015
3844 - 2013
3834 - 2010
3807 - 2014

Most at bats against

3634 - 2012
3544 - 2015
3494 - 2013
3405 - 2014
3352 - 2005

Most wild pitches

114 - 2010
81 - 2012
71 - 2014

66 - 2013
64 - 2008

Fewest wild pitches

34 - 2003
36 - 2005
39 - 2006
40 - 2004
43 - 2002

Most balks

10 - 2009
8 - 2003
7 - 2006
6 - 2015
6 - 2005
6 - 2004

Fewest balks

1 - 2011, 2013
2 - 2010
3 - 2001, 2002, 2007, 2016, 2017
5 - 2014, 2012, 2008

Most hit batters

77 - 2005
70 - 2011
60 - 2008
58 - 2015
56 - 2010
56 - 2007

Fewest hit batters

26 - 2016
31 - 2017
32 - 2002
37 - 2009
39 - 2001
39 - 2012

Most sacrifice flies allowed

34 - 2008
31 - 2009
26 - 2002
26 - 2010
24 - 2007

Fewest sacrifice flies allowed

15 - 2006
19 - 2004
21 - 2001
23 - 2005
24 - 2007

Most sacrifice hits allowed

46 - 2009
37 - 2005
36 - 2006
34 - 2008
33 - 2007

Fewest sacrifice hits allowed

19 - 2001
21 - 2002
23 - 2003
24 - 2004
32 - 2010

Most fly outs

895 - 2002
875 - 2003
833 - 2004
832 - 2005
828 - 2001

Most ground outs

1097 - 2006
1013 - 2009
1001 - 2005
967 - 2008
957 - 2010

Most runners picked off

10 - 2002
9 - 2001
9 - 2006
8 - 2005
7 - 2004, 2014



TEAM SEASON RECORDS—FIELDING

Highest fielding pct.

.982 (2607-967-65) - 2017
.977 (3687-2612-84) – 2016
.977 (2625-1067-86) – 2004
.976 (2838-1051-95) – 2014
.974 (2511-1084-95) – 2010

Lowest fielding pct.

.961 (2605-1024-149) - 2012
.966 (2420-887-116) - 2001
.970 (2555-1109-112) - 2009
.970 (2581-1094-115) - 2005
.971 (2581-1199-112) - 2006

Lowest stolen base against pct.

.679 (72-106) - 2003
.676 (71-105) - 2009
.711 (69-97) - 2005
.714 (95-133) - 2001
.717 (76-106) - 2006

Highest stolen base against pct.

.879 (102-116) – 2014
.867 (144-166) – 2015
.864 (114-132) – 2010
.863 (132-153) – 2012
.837 (144-172) – 2013

Most chances

3984 – 2014
3892 – 2006
3824 – 2015
3790 - 2005
3778 – 2004
3778 – 2012

Fewest chances

3423 - 2001
3432 - 2003
3461 - 2002
3543 - 2007
3638 - 2008

Most putouts

2838 – 2014
2625 – 2015
2625 - 2004
2623 – 2013
2612 – 2016

Fewest putouts

2376 - 2003
2420 - 2001
2432 - 2002
2468 - 2007
2474 - 2008

Most assists

1199 - 2006
1109 - 2009
1094 – 2005
1089 – 2015
1084 - 2010

Fewest assists

887 - 2001
930 - 2002
961 – 2003

967 - 2017

975 - 2007

Most errors

149 - 2012
116 - 2001
115 - 2005
112 - 2006
112 - 2009

Fewest errors

65 - 2017
84 – 2016
86 - 2004
95 - 2010
95 – 2003
95 – 2014

Most double plays turned

123 – 2014
108 – 2006
102 – 2011
99 – 2004
96 – 2015
96 - 2007

Fewest double plays turned

73 - 2002
77 – 2001
86 - 2017
89 – 2016
90 – 2003
90 – 2012
90 – 2013

Most triple plays turned

1 - 2003
1 - 2006

Most caught stealing by

38 - 2001
34 - 2009
34 - 2003
30 - 2006
30 - 2004

Fewest caught stealing by

14 – 2014
17 - 2007
18 - 2010
20 – 2002
21 - 2017
21 – 2012

Most stolen bases against

144 – 2015
144 – 2013
132 - 2012
114 – 2010
102 – 2014

Fewest stolen bases against

58 – 2002
62 - 2017
69 - 2005
71 - 2009
72 - 2003

Most passed balls

22 – 2015
19 – 2011
18 – 2001
18 – 2012
17 – 2007

Fewest passed balls

7 – 2016
8 - 2008
9 – 2003
10 - 2017
11 – 2010
11 – 2014

Most catchers' interference by

4 - 2002
2 - 2009
2 - 2008
2 - 2001
2 - 2011



INDIVIDUAL CAREER RECORDS

HITTING

Highest batting avg. (min. 300 AB)	.350	Seth Pietsch (129-369) - 2007
Highest slugging pct. (min. 300 AB)	.530	Argelis Nunez (402 AB) - 2009-10
Highest on base pct. (min. 300 AB)	.445	Rafael Alvarez (461 AB) - 2009-10
Highest stolen base pct. (min. 10 att.)	1.000	Dave Jefferson (12-12) - 2001 (most att.)
Most games played	610	Bryan Warner - 2001-07
Most games started	607	Bryan Warner - 2001-07
Most at bats	2528	Bryan Warner - 2001-07
Most runs scored	425	Bryan Warner - 2001-07
Most hits	823	Bryan Warner - 2001-07
Most doubles	141	Josh Patton - 2003-07
Most triples	19	Matt Forgatch - 2012-15
Most home runs	90	Bryan Warner - 2001-07
Most runs batted in	480	Bryan Warner - 2001-07
Most total bases	1241	Bryan Warner - 2001-07
Most walks	217	Albenis Machado - 2004-05, 2008-10
Most intentional walks	31	Bryan Warner - 2001-07
Most times hit by pitch	37	Josh Patton - 2003-07
Most times struck out	327	Darren Doskocil - 2001-04
Most sacrifice flies	42	Bryan Warner - 2001-07
Most sacrifice hits	40	Albenis Machado - 2004-05, 2008-10
Most stolen bases	106	Matt Forgatch (106-127) – 2012-15
Most times caught stealing	24	Bryan Warner (64-88) - 2001-07
Most stolen base attempts	127	Matt Forgatch (106-127) – 2012-15
Most times reached on catcher interference	7	Bryan Warner - 2001-07
Most times grounded into DP	66	Bryan Warner - 2001-07
Most times hit into triple play	1	Shawn McGill - 2008-10
Most picked off	7	Jorge Moreno - 2003-04
	7	Dustin Delucchi - 2001-02



INDIVIDUAL CAREER RECORDS

PITCHING

Lowest earned run avg. (min. 100 IP)	1.70	Clay Eason (121.2 IP) - 2001
Lowest opponent batting avg. (min. 100 IP)	.195	Adam Daniels (110.2 IP) - 2008-10
Fewest walks allowed/9 innings (min. 100 IP)	1.18	Mick Pageler (114.1 IP) - 2002-03
Most strikeouts/9 innings (min. 100 IP)	10.25	Adam Daniels (110.2 IP) - 2008-10
Most wins	33	Jarrett Gardner (33-16) - 2006-09
Most losses	18	Mike Zipser (11-18) - 2002-04
Best win percentage (min. 10 decisions)	.867	Lindsay Gulin (13-2) - 2006
Most saves	62	Chris Weidert - 2001-04
Most appearances	140	Conor Spink - 2012-15
Most games started	58	Jarrett Gardner - 2006-09
Most complete games	10	Brian Rodaway - 2005-06
Most games finished	105	Chris Weidert - 2001-04
Most shutouts	5	Jarrett Gardner - 2006-09
Innings pitched	429.1	Jarrett Gardner - 2006-09
Most hits allowed	431	Jarrett Gardner - 2006-09
Most runs allowed	176	Jarrett Gardner - 2006-09
Most earned runs allowed	159	Jarrett Gardner - 2006-09
Most walks allowed	82	Ryan Trytten - 2003-04, 2007-08
Most intentional walks allowed	7	Adam Daniels - 2008-10
Most strikeouts	281	Jarrett Gardner - 2006-09
Most doubles allowed	54	Kyle Ruwe- 2005-07
Most triples allowed	6	Darren Truty - 2003-04
Most home runs allowed	35	Jarrett Gardner - 2006-09
Most at bats against	1652	Jarrett Gardner - 2006-09
Most batters faced	1768	Jarrett Gardner - 2006-09
Most wild pitches	33	Jim Paduch - 2008-10
Most balks	4	Brian Rodaway - 2005-06
Most hit batters	16	Brian Rodaway - 2005-06
	16	Michael Kesten - 2005
Most sacrifice flies allowed	12	Jarrett Gardner - 2006-09
Most sacrifice hits allowed	22	Jarrett Gardner - 2006-09

FIELDING

Highest fielding pct. (min. 5 chances)	1.000	Chad Mazingo (96-1-0) - 2014 (most chances)
Lowest stolen base against pct. (min. 5 att.)	.000	Humberto Cardenas (0-5) - 2005
Most chances	2042	Albenis Machado - 2004-05, 2008-10
Most putouts	1780	Kevin Sullivan - 2001, 04-06
Most assists	1331	Albenis Machado - 2004-05, 2008-10
Most errors	69	Josh Patton - 2003-07
Most double plays turned	266	Albenis Machado - 2004-05, 2008-10
Most triple plays turned	1	Eight tied
Most caught stealing by	73	Kevin Sullivan - 2001, 04-06
Most stolen bases against	220	Kevin Sullivan - 2001, 04-06
Most passed balls	36	Kevin Sullivan - 2001, 04-06
Most catchers' interference by	3	Josh Brinkley - 2001-02
		Shawn McGill - 2008-09



INDIVID. CAREER RECORDS—HITTING

Highest batting avg. (minimum 300 AB)

.350 - Seth Pietsch (129-369) - 2007
.345 - Rafael Alvarez (159-461) - 2009-10
.341 - Pichi Balet (434-1272) - 2005-07, 2009
.336 - Ian Gac (188-559) - 2013-14
.321 - Curt Smith (489-1518) - 2011, 2013, 2015-17

Highest slugging pct. (minimum 300 AB)

.651 - Ian Gac (559 AB) - 2013-14
.530 - Argelis Nunez (402 AB) - 2009-10
.523 - Rafael Alvarez (461 AB) - 2009-10
.521 - Cory Harris (839 AB) - 2002, 2005-07
.518 - Seth Pietsch (369 AB) - 2007

Highest on base pct. (minimum 300 AB)

.445 - Rafael Alvarez (461 AB) - 2009-10
.437 - Dustin Delucchi (330 AB) - 2001-02
.409 - Phil Hawke (958 AB) - 2009-11
.406 - Shawn McGill (732 AB) - 2008-10
.404 - David Espinosa (629 AB) - 2012-13

Highest stolen base pct. (minimum 5 attempts)

1.000 - Dave Jefferson (12-12) - 2001
1.000 - Jake Whitesides (6-6) - 2005
1.000 - Clemente Bonilla (5-5) - 2004
1.000 - Gabe Suarez (5-5) - 2005
.923 - Mike Coles (24-26) - 2013

Most games played

610 - Bryan Warner - 2001-07
465 - Josh Patton - 2003-07
400 - Albenis Machado - 2004-05, 2008-10
347 - Darren Doskocil - 2001-04
330 - Matt Forgatch - 2012-15

Most games started

607 - Bryan Warner - 2001-07
462 - Josh Patton - 2003-07
399 - Albenis Machado - 2004-05, 2008-10
394 - Curt Smith - 2011, 2013, 2015-17
343 - Darren Doskocil - 2001-04
330 - Matt Forgatch - 2012-15

Most at bats

2528 - Bryan Warner - 2001-07
1784 - Josh Patton - 2003-07
1518 - Curt Smith - 2011, 2013, 2015-17
1471 - Albenis Machado - 2004-05, 2008-10
1360 - Darren Doskocil - 2001-04
1262 - Pichi Balet - 2005-07, 2009

Most runs scored

425 - Bryan Warner - 2001-07
299 - Josh Patton - 2003-07
248 - Albenis Machado - 2004-05, 2008-10
235 - Curt Smith - 2011, 2013, 2015-17
223 - Darren Doskocil - 2001-04
220 - Pichi Balet - 2005-07, 2009

Most hits

823 - Bryan Warner - 2001-07
572 - Josh Patton - 2003-07
489 - Curt Smith - 2011, 2013, 2015-17
434 - Pichi Balet - 2005-07, 2009
415 - Albenis Machado - 2004-05, 2008-10
372 - Darren Doskocil - 2001-04

Most doubles

141 - Josh Patton - 2003-07
140 - Bryan Warner - 2001-07
86 - Curt Smith - 2011, 13, 15-17

76 - Pichi Balet - 2005-07, 2009
75 - Albenis Machado - 2004-05, 2008-10
66 - Darren Doskocil - 2001-04

Most triples

19 - Matt Forgatch - 2012-15
14 - Josh Patton - 2003-07
12 - Darren Doskocil - 2001-04
10 - Kevin Sullivan - 2001, 04-06
9 - Curt Smith - 2011, 13, 15-17

Most home runs

90 - Bryan Warner - 2001-07
56 - Curt Smith - 2011, 13, 15-17
48 - Josh Patton - 2003-07
45 - Ian Gac - 2013-14
44 - Phil Hawke - 2009-11

Most runs batted in

480 - Bryan Warner - 2001-07
302 - Josh Patton - 2003-07
264 - Curt Smith - 2011, 13, 15-17
253 - Pichi Balet - 2005-07, 2009
193 - Darren Doskocil - 2001-04

Most total bases

1241 - Bryan Warner - 2001-07
885 - Josh Patton - 2003-07
762 - Curt Smith - 2011, 13, 15-17
613 - Pichi Balet - 2005-07, 2009
582 - Darren Doskocil - 2001-04

Most walks

217 - Albenis Machado - 2004-05, 2008-10
209 - Josh Patton - 2003-07
205 - Phil Hawke - 2009-11
170 - Curt Smith - 2011, 13, 15-17
159 - Bryan Warner - 2001-07
114 - Pichi Balet - 2005-07, 2009

Most intentional walks

31 - Bryan Warner - 2001-07
19 - Curt Smith - 2011, 13, 15-17
16 - Phil Hawke - 2009-11
15 - Josh Patton - 2003-07
10 - Mario Delgado - 2008

Most times hit by pitch

37 - Josh Patton - 2003-07
24 - Bryan Warner - 2001-07
27 - Pichi Balet - 2005-07
23 - Shawn McGill - 2008
20 - Curt Smith - 2011, 13, 15-17
15 - Albenis Machado - 2004-05, 2008-10
15 - Cory Harris - 2002, 05-07

Most times struck out

327 - Darren Doskocil - 2001-04
269 - Bryan Warner - 2001-07
264 - Matt Forgatch - 2012-15
210 - Curt Smith - 2011, 2013, 15-17
209 - Albenis Machado - 2004-05, 2008-10
209 - Kevin Sullivan - 2001, 04-06



INDIVID. CAREER RECORDS—HITTING

Most sacrifice flies

42 - Bryan Warner - 2001-07
19 - Josh Patton - 2003-07
18 – Curt Smith – 2011, 13, 15-17
15 - Phil Hawke – 2009-11
15 - Albenis Machado - 2004-05, 2008-10
14 - Pichi Balet - 2005-07

Most sacrifice hits

40 - Albenis Machado - 2004-05, 2008-09
16 - Darren Doskocil - 2001-04
14 - Kevin Sullivan - 2001, 03-06
12 - Limberth Marin - 2002-03
10 – Ivan Marin – 2017
8 - Juju Foreman - 2003-04

Most stolen bases

106 – Matt Forgatch (106-127) – 2012-15
64 - Bryan Warner (64-88) - 2001-07
47 - Darren Doskocil (47-54) - 2001-04
43 - Gavin Dickey (43-62) – 2009-11
42 - Juju Foreman (42-55) - 2003-04

Most times caught stealing

24 - Bryan Warner (64-88) - 2001-07
21 – Matt Forgatch (106-127) – 2012-15
19 - Gavin Dickey (43-62) - 2011
15 - Albenis Machado (41-56) - 2004-05, 2008-10
14 - Kevin Sullivan (34-48) - 2001, 04-06

Most stolen base attempts

127 – Matt Forgatch (106-127) – 2012-15
88 - Bryan Warner (64-88) - 2001-07
62 - Gavin Dickey – 2009-11
56 - Albenis Machado (41-56) - 2004-05, 2008-10
55 - Juju Foreman (42-55) - 2003-04

Most times reached on catcher interference

7 - Bryan Warner - 2001-07
1 – Several players

Most times grounded into DP

66 - Bryan Warner - 2001-07
43 - Josh Patton - 2003-07
40 - Pichi Balet - 2005-07, 2009
36 - Jay Yaconetti - 2005-07
35 - Kevin Sullivan - 2001, 04-06

Most times picked off

7 - Moreno, Jorge - 2003-04
7 - Delucchi, Dustin - 2001-02
6 - Jonny Kaplan - 2008
6 - Josh Patton - 2003-07
6 - Essex Burton - 2001



INDIVID. CAREER RECORDS—PITCHING

Lowest earned run avg. (minimum 100 IP)

1.70 - Clay Eason (121.2 IP) - 2001
 2.09 - Lindsey Caughel (124.2 IP) - 2016
 2.10 - Lindsay Gulin (120.0 IP) - 2006
 2.10 - Chris Weidert (141.1 IP) - 2001-04
 2.26 - Troy Silva (139.1 IP) - 2001-02
 2.36 - Mick Pageler (114.1 IP) - 2002-03

Lowest opponent batting avg. (minimum 100 IP)

.195 - Adam Daniels (110.2 IP) - 2008-10
 .198 - Clay Eason (121.2 IP) - 2001
 .202 - Chris Weidert (141.1 IP) - 2001-04
 .204 - Lindsay Gulin (120.0 IP) - 2006
 .209 - Troy Silva (139.1 IP) - 2001-02

Fewest walks allowed/9 innings (minimum 100 IP)

1.18 - Mick Pageler (114.1 IP) - 2002-03
1.16 - Seth Webster (101 IP) - 2017
 1.20 - Kyle Ruwe (269.1 IP) - 2005-07
 1.24 - Rodney Myers (108.2 IP) - 2005
 1.40 - Jarrett Gardner (294.1 IP) - 2006-09
 1.50 - Lindsay Gulin (120.0 IP) - 2006

Most strikeouts/9 innings (minimum 100 IP)

11.15 - P.J. Zocchi (122.2 IP) - 2011-13
 10.94 - Joe Bisenius (117.2 IP) - 2013-14
 10.25 - Adam Daniels (110.2 IP) - 2008-10
 9.69 - Clay Eason (114.1 IP) - 2001
 8.67 - Lindsey Caughel (124.2 IP) - 2016

Most wins

33 - Jarrett Gardner (33-16) - 2006-09
 26 - Kyle Ruwe (26-12) - 2005-07
19 - Shairon Martis (19-12) - 2015-17
 17 - Jim Paduch (17-12) - 2008-10
 16 - Brian Rodaway (16-10) - 2005-06
 15 - Brian Campbell (15-12) - 2007-09
 15 - Adam Daniels (15-10) - 2008-10
 15 - John James (15-8) - 2010-11

Most losses

18 - Mike Zipser (11-18) - 2002-04
 16 - Jarrett Gardner (33-16) - 2006-09
 14 - Zach Varce (5-14) - 2014-15
 13 - Darren Truty (11-13) - 2003-04
12 - Shairon Martis (19-12) - 2015-17
 12 - Jim Paduch (17-12) - 2008-10
 12 - Brian Campbell (15-12) - 2007-09
 12 - Kyle Ruwe (26-12) - 2005-07

Most saves

62 - Chris Weidert - 2001-04
 45 - P.J. Zocchi - 2011-13
 41 - Chris Thompson - 2009-10
 40 - Marshall Schuler - 2014-15
 22 - Evan Reed - 2016

Most appearances

140 - Conor Spink - 2012-15
 123 - P.J. Zocchi - 2011-13
 115 - Chris Weidert - 2001-04
 99 - Adam Daniels - 2008-10
 93 - Andy Lee - 2001-03

Most games started

58 - Jarrett Gardner - 2006-09
 38 - Brian Campbell - 2007-09
 43 - Jim Paduch - 2008-10

40 - Shairon Martis - 2015-17

38 - Tim Brown - 2009-11
 37 - Brian Rodaway - 2005-06

Most complete games

10 - Rodaway, Brian - 2005-06
 9 - Jarrett Gardner - 2006-09
 4 - Jeff Blitstein - 2006-07
 3 - Kyle Ruwe - 2005-07
 3 - Les Lancaster - 2001; Mike Zipser - 2002-04
3 - Shairon Martis, Derek Gordon

Most games finished

105 - Chris Weidert - 2001-04
 79 - P.J. Zocchi - 2011-13
 62 - Chris Thompson - 2009-10
 61 - Marshall Schuler - 2014-15
 49 - Mick Pageler - 2002-03

Most shutouts

5 - Jarrett Gardner - 2006-09
 4 - Brian Rodaway - 2005-06
 4 - Jeff Blitstein - 2006-07
 2 - Clay Eason - 2001
2 - Shairon Martis - 2015-17
 1 - 17 different pitchers

Innings pitched

429.1 - Jarrett Gardner - 2006-09
 269.1 - Kyle Ruwe - 2005-07
267.2 - Shairon Martis - 2015-17
 257.2 - Jim Paduch - 2008-10
 254.0 - Brian Rodaway - 2005-06

Most hits allowed

431 - Jarrett Gardner - 2006-08
 304 - Tim Brown - 2009-11
 290 - Kyle Ruwe - 2005-07
 273 - Jim Paduch - 2008-10
247 - Shairon Martis - 2015-17

Most runs allowed

176 - Jarrett Gardner - 2006-09
 151 - Jim Paduch - 2008-10
 140 - Mike Zipser - 2002-04
 139 - Kyle Ruwe - 2005-07
 128 - Brian Campbell - 2007-09

Most earned runs allowed

159 - Jarrett Gardner - 2006-09
 132 - Jim Paduch - 2008-10
 120 - Kyle Ruwe - 2005-07
 116 - Mike Zipser - 2002-04
 112 - Brian Campbell - 2007-09

Most walks allowed

125 - Jim Paduch - 2008-10
 101 - Brian Campbell - 2007-09
 82 - Ryan Trytten - 2003-04, 2007-08
 75 - Brian Rodaway - 2005-06
 67 - Jarrett Gardner - 2006-09

5 - Ryan Trytten - 2003-04, 2007-08
 5 - Jarrett Gardner - 2006-09
 4 - Fontella Jones - 2001



INDIVID. CAREER RECORDS— PITCHING

Most intentional walks allowed

7 - Adam Daniels - 2008-10
5 - Chris Thompson - 2009-10
5 - Ryan Trytten - 2003-04, 2007-08
5 - Jarrett Gardner - 2006-09
4 - Fontella Jones - 2001

Most strikeouts

281 - Jarrett Gardner - 2006-09

224 - Jim Paduch - 2008-10

204 – Shairon Martis – 2015-17

202 - Brian Rodaway - 2005-06

165 - Kyle Ruwe - 2005-07

Most home runs allowed

35 - Jarrett Gardner - 2006-09

26 - Mike Zipser - 2002-04

23 - Brian Rodaway - 2005-06

23 - Cory Walters - 2002-03

20 - Kyle Ruwe - 2005-07

Most batters faced

1768 - Jarrett Gardner - 2006-09

1147 - Jim Paduch - 2008-10

1127 - Kyle Ruwe - 2005-07

1102 – Shairon Martis – 2015-17

1059 - Brian Rodaway - 2005-06

940 - Brian Campbell - 2007-09

Most at bats against

1652 - Jarrett Gardner - 2006-09

1058 - Kyle Ruwe - 2005-07

988 - Jim Paduch - 2008-10

957 - Brian Rodaway - 2005-06

816 - Brian Campbell - 2007-09

Most wild pitches

33 - Jim Paduch - 2008-10

23 - Adam Daniels - 2008-10

15 - Darren Truty - 2003-04

14 - Dan Reichert - 2007

13 – Shairon Martis – 2015-17

13 - Chris Thompson - 2009-10

3 - Josh Kauten - 2007-08

Most hit batters

16 - Brian Rodaway - 2005-06

16 - Michael Kesten - 2005

15 - Jarrett Gardner - 2006-09

14 - Ryan Trytten - 2003-04, 2007-08

13 - Jim Paduch - 2008-10

13 - Ben Fox - 2005-06

Most sacrifice flies allowed

12 - Jarrett Gardner - 2006-09

10 - Kyle Ruwe - 2005-07

9 - Jim Paduch - 2008-10

8 - Jason Herz - 2002-03

7 - Tom Ford - 2003-04

7 - Jim Paduch - 2008-09

7 - Darren Truty - 2003-04

Most sacrifice hits allowed

22 - Jarrett Gardner - 2006-09

11 - Jim Paduch - 2008-10

11 - Kyle Ruwe - 2005-07

10 - Brian Rodaway - 2005-06

8 - Ben Fox - 2005-06

8 - Jeff Blitstein - 2006-07

Most balks

4 - Brian Rodaway - 2005-06

3 - Nolan Chestnut - 2009-10

3 - Jonathan Figueroa - 2008-09



INDIVID. CAREER RECORDS—FIELDING

Highest fielding pct. (minimum 20 chances)

1.000 – Chad Mozingo (96-1-0) - 2014
1.000 - Mark Burke (65-2-0) - 2003
1.000 - Roberto Alvarez (43-2-0) - 2010
1.000 - Ben Fox (13-30-0) - 2005-06
1.000 - Tim Brown (8-25-0) - 2009-10
1.000 - Tom Ford (7-21-0) - 2003-04
1.000 - Travis Teeter (10-13-0) - 2004

Lowest stolen base against pct. (minimum 5 attempts)

.000 - Humberto Cardenas (0-5) - 2005
.286 - Cory Walters (2-7) - 2002-03
.333 - Rickey Lewis (2-6) - 2001
.400 - Aaron Marsden (2-5) - 2006
.400 - Jason Jarvis (4-10) - 2008

Most chances

2452 - Phil Hawke – 2009-11
2042 - Albenis Machado - 2004-05, 2008-10
1975 - Kevin Sullivan - 2001, 04-06
1805 - Josh Patton - 2003-07
1739 - Bryan Warner - 2001-07

Most putouts

2305 - Phil Hawke - 2009-11
1780 - Kevin Sullivan - 2001, 04-06
1603 - Bryan Warner - 2001-07
1325 - Pichi Balet - 2005-07, 2009
1150 - Brett Cooley - 2006-07

Most assists

1331 - Albenis Machado - 2004-05, 2008-10
1120 - Josh Patton - 2003-07
963 - Darren Doskocil - 2001-04
537 – Mike Gilmartin – 2014-15
484 - Jay Yaconetti - 2005-07

Most errors

69 - Josh Patton - 2003-07
67 - Albenis Machado - 2004-05, 2008-10
54 - Darren Doskocil - 2001-04
32 - Tony Garcia - 2007
32 – Mike Gilmartin – 2014-15

Most double plays turned

266 - Albenis Machado - 2004-05, 2008-10
233 - Phil Hawke - 2009-11
229 - Darren Doskocil - 2001-04
216 - Josh Patton - 2003-07
124 - Pichi Balet - 2005-07, 2009

Most triple plays turned

1 - Jeff Blitstein - 2006-07
1 - Brett Cooley - 2006-07
1 - Kevin Sullivan - 2001, 04-06
1 - Ryan Priddy - 2006
1 - Darren Doskocil - 2001-04
1 - Josh Patton - 2003-07
1 - Clayton Andrews - 2003
1 - Ryan Smith - 2003

Most caught stealing by

73 - Kevin Sullivan - 2001, 04-06
47 - Shawn McGill - 2008-10
20 - Ryan Smith – 2003

19 – Sean O’Connell - 2013

16 – Dashenko Ricardo - 2017

16 - Alexis Hernandez - 2001-03

Most stolen bases against

220 - Kevin Sullivan - 2001, 04-06
155 - Shawn McGill - 2008-10
68 – Mitch Canham – 2015
65 - Matt Duchek - 2005-07
58 – Ryan Wiggins – 2015

Most passed balls

36 - Kevin Sullivan - 2001, 04-06
19 - Shawn McGill - 2008-10
10 - Aaron Mendoza - 2007
9 – Mitch Canham – 2015
8 – Chris Anderson - 2014

Most catchers’ interference by

3 - Josh Brinkley - 2001-02
3 - Shawn McGill - 2008-10
2 - Jeff Howell - 2011
1 - Luis Nieblas - 2008
1 - Sullivan, Kevin - 2001, 04-06
1 - Patrick Jernigan - 2002
1 - Alexis Hernandez - 2001-03
1 - Peanut Williams - 2001



HIT STREAKS OF 10 GAMES OR MORE

22 Games

Gavin Dickey, 2011

20 Games

Ian Gac, 2014

19 Games

Curt Smith, 2017

Anthony Contreras, 2008

Brett Cooley, 2007

Cory Harris, 2005

18 Games

Stephen Douglas, 2013

17 Games

Curt Smith, 2017

Mitch Canham, 2015

Josh Patton, 2006

16 Games

Randolph Oduber, 2017

Pichi Balet, 2006

Bryan Warner, 2006

15 Games

John Alonso, 2012

Seth Pietsch, 2007

Bryan Warner, 2006

Bryan Warner, 2005

Josh Patton, 2004

Essex Burton, 2001

14 Games

Tyler Urps, 2016

Chad Mozingo, 2014

Rafael Alvarez, 2010

Mario Delgado, 2008

Bryan Warner, 2007

Evan Tartaglia, 2006

Albenis Machado, 2004

Darren Doskocil, 2003

Darren Doskocil, 2002

13 Games

Brandon Jacobs, 2017

Brian Joynt, 2014 (2 times)

Mike Provencher, 2012

Jay Yaconetti, 2007

Paul Powell, 2006

Juan Munoz, 2002

12 Games

Daniel Carroll, 2013

Blake Gailen, 2011

Seth Pietsch, 2007

Bryan Warner, 2006

Bryan Warner, 2005

Bryan Warner, 2003

Bryan Warner, 2002

Chris Vasquez, 2001

11 Games

Cesar Valera, 2017

Brandon Jacobs, 2016

Brandon Jacobs, 2016

Daniel Carroll, 2013

Joe Spiers, 2012

Blake Gailen, 2011

Roberto Alvarez, 2010

Pichi Balet, 2009

Gavin Dickey, 2009

Dustin Yount, 2008

Evan Tartaglia, 2006

Jose Torres, 2006

Pichi Balet, 2005

Josh Patton, 2005

Josh Patton, 2004

Bubba Carpenter, 2003

Ira Smith, 2003

Gabe Duross, 2002

Bryan Warner, 2002

Kevin Sullivan, 2001

10 Games

Austin Gallagher, 2016

Mike Gilmartin, 2015

Curt Smith, 2015

Eddie Young, 2015

Brian Joynt, 2015

Matt Forgatch, 2013

Blake Gailen, 2011

Jorge Cortes, 2011 (twice)

Argelis Nunez, 2010

Shea McFeely, 2009

Jonny Kaplan, 2008

Dustin Yount, 2008

Pichi Balet, 2007

Pichi Balet, 2006

Josh Patton, 2006

Pichi Balet, 2005 (twice)

Cory Harris, 2005 (twice)

Josh Patton, 2005 (three times)

Darren Doskocil, 2004

JuJu Foreman, 2004

Charles Peterson, 2004

Kevin Roberson, 2003

Bryan Warner, 2003

Dustin Delucchi, 2002

Bryan Warner, 2002



SALTDogs ALL-TIME ROSTER (through 2016)

MANAGERS (7)

Beauchamp, Kash 2001
(21-21 record)
Brown, Bobby 2016-current
(52-48 record)
Johnson, Tim 2003-2008
(314-252 record)
Lancaster, Les 2001-2002
(86-53 record)
Miyake, Chris 2012
(41-59 record)
Oberkfell, Ken 2013-2015
(137-163 record)
Scott, Marty 2009-2011
(151-140 record, A.A. title)

COACHES (26)

Adams, Skip - 2008
Allen, Jim - 2005-07
Andrews, Jeff - 2002
Ayers, Jake - 2008-09
Busch, Mike - 2002-04
Carcione, Tom - 2016-current
Esquer, Ramon - 2008
Gardner, Jarrett - 2010-12
Greene, Tommy - 2001
Haller, Jim - 2008
Harris, John - 2013-14
LaCock, Pete - 2008
Miyake, Chris - 2009-11
Nokes, Matt - 2009
Randall, Bobby - 2006
Reichert, Dan - 2013-14, 16-current
Schroeder, Andy - 2001
Smith, Ira - 2004-05
Stabile, Eddie - 2015
Steenstra, Kennie - 2004
Stewart, Chuck - 2015
Suarez, Oscar - 2008
Tilmon, Pat - 2003
Torbert, Beau - 2012
Warner, Bryan - 2007
Workman, Mike - 2004-08

PLAYERS

536 players have appeared in at least one game for the Saltdogs.

A (20)

ADAMS, Skip - 2008
ADAMS, Trever - 2017
ADLEMAN, Tim - 2012
AFIFY, Khalid - 2009
ALBITZ, Vance - 2010-11
ALCOMBRACK, Robbie - 2011
ALEN, Luis - 2016
ALEXANDER, Steve - 2009
ALLEN, Kyle - 2005
ALLEN, Scott - 2002
ALONSO, John - 2012
ALVAREZ, Eric - 2008

ALVAREZ, Rafael - 2009-11
ALVAREZ, Roberto - 2010
ANDERSON, John - 2003
ANDERSON, Chris - 2014
ANDREWS, Clayton - 2003
ARNESON, Zach - 2015
ARREOLA, Daryl - 2008-09
AYOUB, Max - 2015

B (42)

BACA, Noel - 2010
BADURA, Dylan - 2015
BAILEY, Dave - 2001
BALET, Pichi - 2005-07, 2009
BARBARO, Andrew - 2009
BARHAM, Trey - 2014
BARNARD, Chandler - 2012
BARNES, Casey - 2016
BARROSO, Leugim - 2012
BATSON, Byron - 2003
BEATTY, C.J. - 2012
BEAUCHAMP, Kash - 2001
BEE, Alex - 2017
BEEVER, James - 2003-04
BELL, David - 2002-03
BERGMAN, Dusty - 2008
BISENIUS, Joe - 2013-14
BISELL, Billy - 2015
BLACK, Brett - 2001-02
BLITSTEIN, Jeff - 2006-07
BONGIOVANNI, Vince - 2011
BONILLA, Clemente - 2004
BOUGHER, Stephen - 2013
BOURAS, Brad - 2004
BOZEMAN, T.J. - 2014
BUTLER, Tony - 2012
BRAMASCO, Omar - 2008
BRAZIS, Matt - 2016
BREWER, Jeremy - 2011-12
BRINKLEY, Josh - 2001-02
BRITT, Bryan - 2001-02
BRITTON, Chris - 2010
BROOKS, Eric - 2014
BROWN, Chris - 2010
BROWN, Joe - 2007
BROWN, Tim - 2009-11
BUNDA, J.R. - 2016-17
BURKE, Mark - 2003
BURNS, Deacon - 2008-09
BURNS, Mike - 2013
BURRUS, Josh - 2009
BURTON, Essex - 2001
BYWATER, Matt - 2013

C (40)

CAMACHO, Juan - 2010
CAMPBELL, Brian - 2007-09
CANHAM, Mitch - 2015
CANNON, Jon - 2007
CANO, Matt - 2001
CANTALAMESSA, Jordan - 2004
CARBAJAL, Alex - 2004-05

CARDENAS, Humberto - 2005
CARPENTER, Bubba - 2003
CARROLL, Daniel - 2013
CASTRO, Angel - 2010
CAUGHEL, Lindsey - 2016
CEPEDA, Benny - 2008
CHACOA, Miguel - 2012
CHESTNUT, Nolan - 2009-10
CHILD, Dan - 2015
CHIRINOS, Luis - 2013, 2015
CHURCH, Ian - 2003-04
CISNEROS, Josh - 2002
CLAYMAN, Matt - 2008
CLICK, Michael - 2014
CLINE, Zac - 2008-09
COLES, Mike - 2013
COLLARO, Tommy - 2012
COLLINS, Casey - 2015-16
COLON, Alexi - 2016
CONNER, Michael - 2002
CONTRERAS, Anthony - 2008
CONTRERAS, John - 2016
COOK, Clayton - 2016
COOLEY, Brett - 2006-07
COONEY, Brandon - 2012
CORAPCI, Jason - 2005
CORMIER, Richard - 2005
CORTES, Jorge - 2011
CORY, Forrest - 2009
COVERSTONE, Derek - 2012
CROSBY, Casey - 2017
CULLEN, Chris - 2010
CUNNINGHAM, Chase - 2015

D (21)

DANIELS, Adam - 2008-10
DARBY, Austin - 2016
DAVIS, Ryan - 2016
DAVIS, Vince - 2008-09
DE AZA, Fernando - 2005
DE LA CRUZ, Lorenzo - 2001
DE LOS SANTOS, Eddy - 2002-03
DEAN, Brent - 2017
DELGADO, Mario - 2008
DELUCCHI, Dustin - 2001-02
DEMPSEY, Joe - 2007-08
DICKKEY, Gavin - 2009-11
DITTFURTH, Ryan - 2008
DOSKOCIL, Darren - 2001-04
DOUGLAS, Stephen - 2013
DOWNING, Kaohi - 2015
DOWNING, Lance - 2002
DOYLE, Spencer - 2003
DRISKILL, John - 2002
DUCHEK, Matt - 2005-07
DUROSS, Gabe - 2002

E (12)

EASON, Clay - 2001
EBERS, Eric - 2006
EDGE, Dwight - 2003



SALTDogs ALL-TIME ROSTER (through 2015)

EDWARDS, Justin - 2012
 EICHELBERGER, Jared – 2007
 ELMAN, Taylor – 2016
 EMBERY, Brian – 2013
 EMBRY, Byron - 2001, 2004-05
 ESCOBEDO, Edgar - 2005
 ESPINOSA, Alberto – 2012
 ESPINOSA, David – 2012-13
 ESTEVEZ, Ricardo - 2012

F (18)

FENNELL, Ryan – 2015
 FERETTI, Ryan - 2001
 FIELDS, Jay - 2001
 FIGGA, Mike - 2003
 FIGUEROA, Jonathan - 2008-09
 FITCH, Mike - 2006
 FITTS, Brian – 2001
 FLEMING, Marquis – 2014
 FLORES, Freddy – 2016
 FLYNN, Kevin - 2012
 FOGELSON, Scott - 2005
 FORBES, Derek - 2003
 FORD, Thomas - 2003-04
 FOREMAN, JuJu - 2003-04
 FORGATCH, Matt – 2012-15
 FOX, Ben - 2005 - 2006
 FUELL, Jerrod - 2006
 FURROW, Donald - 2010

G (35)

GAC, Ian – 2013-14
 GALLAGHER, Austin – 2016
 GALLARDO, Carlos – 2007
 GAILEN, Blake – 2010
 GARCIA, Tony – 2007
 GARCIA, James – 2011
 GARDNER, Jarrett - 2006-09
 GARIA, Chris – 2017
 GASTON, Jon – 2013-15
 GAYNOR, Jared – 2015
 GERMAN, Franklin – 2003
 GIL, Jose – 2013
 GILES, Josh - 2009
 GILLAN, Jeremy – 2010
 GILMARTIN, Mike – 2014-16
 GOMEZ, Leuris – 2017
 GOMEZ, Yasel – 2013
 GONZALEZ, Alejandro – 2013
 GONZALEZ, Ernesto – 2009
 GONZALEZ, Jino – 2011-12
 GONZALEZ, Maikol - 2014
 GONZALEZ, Yohan - 2012
 GOODMAN, Mark – 2008
 GOODRO, Tyler – 2013
 GORDON, Casey - 2006-07
 GORDON, Derek – 2017
 GOSS, Mike - 2005
 GRAHAM, Drew – 2012
 GREEN, Nick - 2014
 GREEN, Otis - 2001

GREENHOUSE, Michael - 2007
 GRIJAK, Kevin - 2005
 GUEVARA, Carlos - 2009
 GUIDEBECK, Wil - 2004
 GULIN, Lindsay – 2006, 11

H (25)

HAMILTON, Jeremy – 2014-15
 HAMMONS, Matt – 2008
 HARDEN, Trevor – 2013
 HARKER, Brett – 2011
 HARRINGTON, Corey - 2007-08
 HARRIS, Chase – 2016
 HARRIS, Cory - 2002, 2005-06
 HARRIS, Gary - 2007
 HAVERLY, Matt - 2004
 HAWKE, Phil - 2009-11
 HEDRICK, Brandon – 2012
 HENNIGAN, Dan – 2016
 HENRY, Ben – 2013
 HERNANDEZ, Alexis - 2001-03
 HERZ, Jason - 2002-03
 HOERMAN, Jared - 2005
 HOGAN, Gary - 2005
 HOLBROOK, Shayn – 2005
 HOLDREN, Stephen – 2012
 HOWARD, Kevin – 2014
 HOWELL, Jeff – 2011
 HOWERTON, Jason - 2006-07
 HUGUET, George - 2004
 HUMEN, David - 2009
 HUTCHINS, Norm – 2009

I (1)

IBARRA, Christian – 2016-17

J (20)

JACOBS, Brandon – 2016-17
 JADLOWSKI, Jake - 2009-10
 JAKUBAUSKAS, Chris - 2007
 JAMES, Drue - 2001
 JAMES, John – 2010-11
 JARVIS, Jason - 2008
 JEFFERSON, David - 2001
 JERNIGAN, Patrick – 2002
 JIMENEZ, D'Angelo - 2012
 JOHNSON, Clark - 2003
 JOHNSON, Graham – 2016
 JOHNSON, Matty – 2017 JOHNSTON, Doug - 2002-03
 JONES, Brandon - 2009-11
 JONES, Fontella – 2001
 JONES, Keaton – 2016
 JOSE, Felix – 2008
 JOVA, Maikel – 2011
 JOYNT, Brian – 2013-15
 JUNKER, Steve – 2011

K (19)

KADISH, Ian - 2014
 KAMINSKI, John - 2007

KAPLAN, Jonny - 2008
 KAUTEN, Josh - 2007-08
 KEELER, Sean – 2015
 KELLY, Pat – 2016
 KESTEN, Michael – 2005
 Kiest, Tanner – 2016
 KING, MacKenzie – 2014-15
 KITTELBERGER, Jimmy - 2002
 KNOFF, Justin - 2009
 KNOX, Dan - 2008
 KOBAYASHI, Mitsuru - 2001
 KOHL, Doug - 2002
 KOSS, Paul – 2011
 KOURTIS, Dimitri – 2017
 KOUTROUBA, Tom - 2002
 KUKS, Justin – 2014
 KUZDALE, Robby – 2016

L (18)

LANCASTER, Les - 2001
 LANE, Greg – 2010
 LARKINS, Matt – 2016
 LARREAL, Roberto - 2001-02
 LASHLEY, Ryan – 2015
 LAXER, Josh – 2017
 LEE, Andy - 2001-03
 LEE, Kevin - 2005
 LESKO, Adam - 2004-05
 LEVERET, Rene – 2016
 LEWIS, Peyton - 2001
 LEWIS, Rickey - 2001
 LINCOLN, Roger – 2006
 LUIS, Santo – 2011
 LUSERO, Cody – 2007
 LO, Kuo Hua – 2016
 LOPEZ, Luis – 2006
 LUNA, Omar - 2014

M (58)

MACHADO, Albenis - 2004-05, 08-10, 2014
 MACKEY, Wade - 2012
 MADRIGAL, Victor - 2003
 MAESTRI, Alex – 2011
 MAGGIO, Nathaniel – 2017
 MAHER, Jonathan - 2001
 MALONEY, Matt - 2008-09
 MANRIQUEZ, Salomon - 2012
 MARCEAUX, Jacob - 2010
 MARIN, Ivan – 2017
 MARIN, Limberth - 2002-2003
 MARSDEN, Aaron - 2006
 MARTIN, Trevor – 2014-15
 MARTINEZ, Fabio – 2017
 MARTINEZ, Gregorio – 2009
 MARTINEZ, Juan – 2016-17
 MARTINEZ, Miguel - 2005
 MARTIS, Shairon – 2015-17
 MATOS, Francisco – 2003
 MAYO, Jeremy – 2013



SALTDogs ALL-TIME ROSTER (through 2015)

MAZUR, Josh - 2008
 McAFEE, Brian - 2017
 McCOY, Ross - 2007-08
 McDONALD, Jared - 2012
 McFEELY, Shea - 2008-09
 McGILL, Shawn - 2008-10
 McGOVERN, Kevin - 2014-15
 McGUIRE, Chris - 2009
 McKENDALL, Ben - 2017
 McKENNA, Pat - 2016
 McKENZIE, Jeff - 2016
 McKIERNAN, Eddie - 2013
 McKINVEN, Walker - 2012
 McMURRAY, Chris - 2012
 McPHERSON, Carson - 2017
 McVEY, Cameron - 2017
 MEDINA, Juan - 2015
 MEDINA, Julio - 2011
 MEIERS, Jake - 2014
 MELENDEZ, Moises - 2012-13, 15
 MENDONCA, Tommy - 2017
 MENDOZA, Aaron - 2007
 MERCEDES, Victor - 2012
 MESZAROS, Danny - 2013
 MIASO, Curt - 2008
 MILLER, A.J. - 2012
 MILLER, Shawn - 2001
 MINDICK, Matt - 2008
 MITCHELL, Kevin - 2001
 MONTROYA, Jhonny - 2014
 MOORE, Kevin - 2002
 MOREAU, Nathan - 2013
 MOREIRA, Dainer - 2016
 MORENO, Jorge - 2003-04
 MORLA, Ronny - 2012
 MOZINGO, Chad - 2014
 MUÑOZ, Juan - 2002
 MUYSO, Jake - 2011
 MYERS, Rodney - 2005

N (10)

NAGASAKA, Hideki - 2004-05
 NELSON, Jon - 2011
 NENDZA, Brian - 2005
 NIEBLAS, Luis - 2005, 2008
 NILIUS, Dustin - 2005
 NOOTBAAR, Nigel - 2016-17
 NOWICKI, Nate - 2006
 NOWLIN, Chris - 2007
 NUÑEZ, Argelis - 2009-10
 NUÑEZ, Luis - 2014

O (11)

O'BRIEN, Brendan - 2017
 O'BRIEN, Wes - 2005
 O'CONNELL, Sean - 2013
 O'SULLIVAN, Ryan - 2016
 OCHSNER, Alan - 2002-03
 ODOM, Aaron - 2012
 ODUBER, Randolph - 2017
 OROSEY, Brad - 2016-17

OROZCO, Alvaro - 2008
 ORTIZ, Wilberto - 2012
 OTT, Thom - 2003

P (33)

PADUCH, Jim - 2008-10
 PAGELER, Mick - 2002-03
 PALICA, Tommy - 2011-12
 PARISE, Pete - 2012-13
 PARKER, Brandon - 2004
 PARKER, Travis - 2012-13
 PARRY, Bennett - 2016-17
 PASCUAL, Steve - 2015
 PATTON, Josh - 2003-07
 PAXTON, Ben - 2010
 PAYNE, Aaron - 2015
 PAYNE, Brad - 2012-13
 PEDROZA, Chris - 2007
 PELLOW, Kit - 2008
 PEREZ, Luis - 2008
 PERSON, Zac - 2017
 PETERSON, Charles - 2004
 PETRUSEK, Matt - 2009
 PHILLIPS, Dane - 2002
 PIMENTEL, Carlos - 2017
 PIMENTEL, Cesilio - 2017
 PIATKOWSKI, Troy - 2001
 PIERRE, Michael - 2006
 PIETSCH, Seth - 2007
 PINCKNEY, Brandon - 2014
 PORTLAND, Matt - 2017
 POTTER, Sean - 2010-11
 PO VEV, Tycen - 2009-10, 2012
 POUNDS, Bryan - 2012, 2013
 POWELL, Paul - 2003, 2006
 PRICE, Jordan - 2012
 PRIDDY, Ryan - 2006
 PROVENCHER, Mike - 2012-13

Q (2)

QUINOWSKI, David - 2012
 QUIROS, Jamie - 2002

R (33)

RABEN, Dennis - 2013
 RAMOS, Joe - 2011
 RASMUSEN, Pete - 2003
 RAU, Nick - 2016
 RAVEN, Luis - 2002
 REED, Evan - 2016
 REEKERS, Jeff - 2008
 REICHERT, Dan - 2007
 REILLY, Matt - 2009
 RENGIFO, D.J. - 2003-04
 RICARDO, Dashenko - 2017
 RICHARDSON, Juan - 2009-10
 RICHTER, B.J. - 2001
 RICK, Alan - 2012
 RIOS, Eduardo - 2008
 RIOS, Kevin - 2011
 ROBERSON, Kevin - 2003

ROBERTS, Mark - 2007
 RODARTE, Raul - 2002
 RODAWAY, Brian - 2005-06
 RODRIGUEZ, Manny - 2008
 RODRIGUEZ, R.J. - 2013
 ROELLE, Justin - 2012
 ROGERS, John - 2003
 ROHAN, Jimmy - 2012
 ROLON, Alberto - 2012
 ROSE, JR., Pete - 2004
 ROWLAND, Robby - 2017
 ROYAL, Shannon - 2002
 RUBIN, Lee - 2009
 RUIZ, Ryan - 2003
 RUSS, Chris - 2006
 RUWE, Kyle - 2005-07

S (50)

SALTERS, Carlton, 2015
 SANTORE, Todd - 2004
 SAWYER, Steve - 2003
 SCHELL, Barry - 2001
 SCHLOSSER, Mark - 2001
 SCHREIBER, Nick - 2011
 SCHULER, Marshall - 2014-15
 SCHULTZ, Jeff - 2002
 SCHUTT, Chris - 2008
 SHACKLEFORD, Stephen - 2016
 SHAFER, Erik - 2003
 SHAH, Asif - 2012
 SHELDON, Ryan - 2012
 SHEPHERD, Matt - 2016
 SHERRILL, Garrett - 2011
 SIDO, Wilson - 2002
 SILVA, Troy - 2001-02
 SILVESTRE, Juan - 2002
 SINNERY, Brandon - 2012
 SLOVAK, David - 2012
 SMITH, Brian - 2017
 SMITH, Ira - 2003
 SMITH, Jeremy - 2003
 SMITH, Jon - 2016
 SMITH, Ryan - 2003
 SMITH, Brendon - 2010-11
 SMITH, Curt - 2011, 13, 15-17
 SMITH, Jesse - 2015
 SMITH, Sean - 2012
 SMITH, Tyler - 2014
 SMITH, Wes - 2011
 SOKOLL, Adam - 2002
 SPIEHS, R.D. - 2008
 SPIERS, Joe - 2012
 SPINK, Conor - 2012-15
 SPRINGSTON, Adam - 2004
 SQUIER, Jeff - 2013
 STAGGS, Nathan - 2007-08
 STANIEWICZ, Zach - 2015
 STEINHAUER, Kurt - 2011
 STEPHENS, Amad - 2008
 STERN, Jordan - 2011
 STONER, Nat - 2003



SALTDogs ALL-TIME ROSTER (through 2015)

STOREY, Mike - 2008
STRICKLAND, Keith - 2002
STRUFING, Ryan - 2015
SUAREZ, Gabe - 2005
SULLIVAN, Jason - 2003
SULLIVAN, Kevin - 2001, 2004-06
SUTTON, Calen - 2008

T (19)

TARTAGLIA, Evan - 2006
TEETER, Travis - 2004
TEYKL, Connor - 2016
THOMAS, Stayton - 2013
THOMAS, Steve - 2003
THOMPSON, Chris - 2009-10
THOMPSON, Johnny - 2007-08
THURBER, Charley - 2016
TICHOTA, Clay - 2006
TINIUS, Ben - 2008
TINOCO, Steve - 2015
TORRES, Jose - 2006
TRAPP, Kenny - 2002
TREMBLAY, Max - 2004
TRETTEL, Pat - 2010-11
TRUTY, Darren - 2003-2004
TRYTTEN, Ryan - 2003-04, 2007-08
TURINO, Yoankis - 2006
TYSON, Nick - 2010

U (4)

UMPHRES, Chris - 2002
UNDERWOOD, Dan - 2005
UPWOOD, Jake - 2003
URPS, Tyler - 2016

V (10)

VALERA, Cesar - 2016-17
VANDERMEER, Scott - 2006
VARCE, Zachary - 2014-15
VARGAS, Leo - 2014
VARNER, Matthew - 2007
VASQUEZ, Chris - 2001
VENTURA, Leivi - 2012
VICKERS, Bryan - 2005
VIGER, Tony - 2014
VINCENT, Matt - 2001

W (21)

WAGNER, Michael - 2017
WALDEN, Cody - 2010
WALTERS, Cory - 2001-03
WARNER, Bryan - 2001-07
WEBSTER, Seth - 2017
WEAST, Skip - 2003
WEAVER, Travis - 2011
WEIDERT, Chris - 2001-04
WEITZMAN, Billy - 2010
WELLS, Carlton - 2005
WESTCOTT, Zac - 2015-16
WHITE, Adam - 2008
WHITE, Tucker - 2015

WHITESIDES, Jake - 2005
WHITNEY, Jake - 2004
WIGGINS, Ryan - 2015-16
WILDER, Nate - 2012
WILKE, Creighton - 2017
WILLIAMS, Peanut - 2001
WISEMAN, Jeb - 2004-05
WUEST, Brian - 2013

Y (3)

YACONETTI, Jay - 2005-07
YOUNG, Eddie - 2014-15
YOUNT, Dustin - 2008

Z (7)

ZAZUETA, Amadeo - 2008
ZEIGLER, Randy - 2016
ZIEGLER, C.J. - 2015
ZIPSER, Mike - 2002-04
ZOCCHI, PJ - 2011-13
ZOELLNER, Mike - 2012
ZYWICA, Mike - 2001



SALTDogs 2018 SPRING TRAINING ROSTER

NUMERICAL ROSTER

#	Player	Pos.	Ht	Wt	DOB	Resides
3	J.R. Bunda	rhp	6-0	185	12/3/90	Wahiawa, HI
4	John Schultz	of	5-11	195	5/3/89	West Lawn, PA
5	L.J. Kalawaia	of	6-0	180	9/30/93	Kula, HI
6	Brant Whiting	c	5-10	190	2/6/92	East Palo Alto, CA
7	Ivan Marin	inf	5-10	165	12/21/88	Granada, Nicaragua
9	Joe Moran	of	5-10	165		Scottsbluff, NE
10	Curt Smith	inf	5-10	215	9/9/86	Lincoln, NE
11	Brandon Jacobs	of	6-1	225	12/8/90	Atlanta, Ga.
12	Austin Robichaux	rhp	6-6	185	11/23/92	Frisco, TX
13	Dimitri Kourtis	rhp	6-2	200	11/22/92	Milton, GA
14	Brian Smith	lhp	6-2	190	10/10/88	Conroe, TX
15	Christian Ibarra	inf	5-7	190	9/19/92	La Puente, Calif.
16	Chase Simpson	inf	6-4	210	2/17/92	Dallas, TX
	Cesar Valera	inf	6-1	185	3/8/92	Maracay, Venez.
17	Leland Tilley	rhp	6-3	230	1/9/92	Bellevue, NE
18	Kyle Kinman	lhp	5-10	190	9/25/90	Omaha, NE
19	Cesilio Pimentel	lhp	6-2	185	1/5/93	San Cristobal, DR
20	Jake Wark	inf	6-4	260	2/7/92	Tualatin, OR
21	Derek Gordon	rhp	6-5	235	6/14/91	Lincoln, NE
22	Dashenko Ricardo	c	6-2	220	3/1/90	Willemstad, Curacao
24	Tyler Herron	rhp	6-2	210	8/5/86	Melbourne, FL
25	Eric Wooten	lhp	6-3	195	3/18/90	Thornton, CO
27	Jose Jose	rhp	6-2	215	7/21/90	Bronx, NY
32	Angel Reyes	util	6-0	200	5/6/95	Barcelona, VZ
36	Michael Tamburino	rhp	6-4	235	8/10/90	Baldwin, NY
39	Shairon Martis	rhp	6-1	215	3/30/87	Plantation, FL
40	Nathaniel Maggio	inf	6-5	235	1/31/95	Alpharetta, GA
44	Matt Stuart	rhp	6-5	215		Renton, WA

COACHING STAFF

- 27 Bobby Brown—Manager (3rd)
- 38 Dan Reichert—Pitching Coach (5th)
- 26 Tom Carcione—Hitting Coach (3rd)

TRAINING STAFF

Matt Honerman, Athletic Trainer (4th)

PRONUNCIATION GUIDE

- 3—J.R. Bunda—"Boon-DUH"
- 5—L.J. Kalawaia—"Call-uh-why-uh"
- 7—Ivan Marin—"EE-von Mar-EEN"
- 12—Austin Robichaux—"ROH-bi-CHOH"
- 15—Christian Ibarra—"ih-BAR-uh"
- Cesar Valera—"SAY-zar"
- 19—Cesilio Pimentel—"PEE-men-TELL"
- 22—Dashenko Ricardo—"Duh-shank-oh"
- 39—Shairon Martis—"SHY-rohn Mar-tis"
- 40—Nathaniel Maggio—"soft G, like DiMaggio"
- AT—Matt Honerman—"HAHN-er-man"